

## TOCCOA FALLS

## Winthrop Eagles

2022-23 Record: 3-4, 0-0 Big South

2021-22 Final Record: 23-9, 14-2 Big South

Head Coach: Mark Prosser (2nd season/6th overall)

Winthrop/Career Record: 26-13/68-89

Big South Record: 14-2



## Toccoa Falls Eagles

2022-23 Record: 3-2, 0-0 NCCAA

2021-22 Final Record: 15-15, 4-5 NCCAA

Head Coach: Dwayne Felder III (first season)

Toccoa Falls/Career Record: 3-2/same

NCCAA Record: n/a

## WINTHROP



## TIP-INS

- Riding an 18-game home win streak and have won 30-of-31 at home
- This will be the third straight opponent with Eagles as a mascot
- A win would put the Eagles at .500, giving them 10 straight season with a .500 or better record in November
- This is the first of three straight home games
- Posted 23 wins in 2021-22, the third straight season with 23 or more victories
- Winthrop was voted to finish 2nd in the Big South Conference preseason poll
- Hold an all-time record of 118-89 in the month of November
- Made the Big South Championship game in 2022, the third straight trip for the Eagles who have won two of the last three league titles
- Looking for a third straight Big South Title
- Mark Prosser enters his second season after leading the program to 23 wins in 2021-22
- Prosser had the most league wins by a Winthrop coach in their first season at the helm (14)
- Winthrop has won the Big South Conference Title three out of the past six seasons (2016-17 / 2019-20 / 2020-21)

## HOW THEY MATCHUP



72.6	Scoring	85.4
.453	FG%	.409
.399	3FG%	.268
8.7	3FGM PG	9.4
.737	FT%	.715
32.3	Rebounding	35.8
11.9	Assists	14.2
6.1	Steals	6.6
2.9	Blocks	2.2
15.9	Turnovers PG	12.0
78.1	Scoring Defense	85.2
.453	FG% Defense	.462
.359	3FG% Defense	.427
-5.1	Rebound Margin	-3.2
-3.6	Turnover Margin	n/a
W1	W/L Streak	W1

## GAME INFORMATION

Game 8: Toccoa Falls at Winthrop

Nov. 29, 2022 | 7 p.m. (EST)

Rock Hill, S.C. | Winthrop Coliseum

Radio: Winthrop Sports Network

Station:

94.3 FM | WGNC AM1450/101.1FM | ESPN730

Play-by-Play: Dave Friedman

Analysts: Brett Ferguson

Television: ESPN+

Play-by-Play: Mike Pacheco

Analyst: Jim Szoke

## ---Series History vs. Toccoa Falls---

Overall..... first meeting

Last Meeting ..... first meeting

Result ..... first meeting

Current Streak ..... first meeting

On home court..... first meeting

Streak on home court ..... first meeting

In Overtime ..... first meeting

Most Points (WIN)..... first meeting

Most Points (TFC) ..... first meeting

Prosser vs. Toccoa Falls ..... first meeting

Prosser vs. Toccoa Falls (home) ..... first meeting

## 2022-23 Schedule/Results

## 3-4, 0-0 Big South

## NOVEMBER (3-4)

7	at Penn State	L, 93-68
9	Piedmont	W, 78-56
12	Middle Tennessee (Homecoming)	W, 76-68
15	at #13 Auburn (SECN)	L, 89-65
19	at Mercer	L, 77-68
22	& vs. Southern Mississippi	L, 77-52
23	& vs. E. Michigan	W, 101-87
29	Toccoa Falls	7 p.m.

## DECEMBER (0-0)

3	Coastal Carolina	2 p.m.
6	South Carolina State	7 p.m.
10	at Furman	4 p.m.
17	at LSU	7 p.m.
21	at Duquesne	2 p.m.
29	* at USC Upstate	5 p.m.
31	* UNC Asheville	2 p.m.

## JANUARY (0-0)

4	* Presbyterian College	7 p.m.
7	* at Longwood	3 p.m.
11	* Radford	7 p.m.
14	* at Campbell	2 p.m.
18	* at High Point	7 p.m.
21	* Gardner-Webb	2 p.m.
25	* Charleston Southern	7 p.m.
28	* at Presbyterian College	2 p.m.

## FEBRUARY (0-0)

1	* Longwood	7 p.m.
4	* at Radford	2 p.m.
8	* at UNC Asheville	6:30 p.m.
11	* USC Upstate	5 p.m.
15	* at Gardner-Webb	7 p.m.
18	* at Charleston Southern	5:30 p.m.
22	* Campbell	7 p.m.
25	* High Point	2 p.m.

## MARCH (0-0)

1	# Big South Tournament - 1st Round
3	# Big South Tournament - Quarterfinals
4	# Big South Tournament - Semifinals
5	\$ Big South Tournament - Championship

&amp; (Cancun Challenge, Cancun, Mexico - FloHoops broadcast)

\* Big South Conference Game

# Big South Tournament

All Games (EST)

## PROBABLE STARTERS

0 MCMAHON  
Jr. ▶ Guard

MIN. 29.6  
PPG 14.6  
RPG 1.9  
APG 2.1  
FG% 41.7  
3FG% 48.6

11 HARRISON  
Jr. ▶ Guard

MIN. 27.0  
PPG 7.3  
RPG 2.3  
APG 2.3  
FG% 35.3  
3FG% 33.3

12 HIGHTOWER  
R-Sr. ▶ Guard

MIN. 29.2  
PPG 13.3  
RPG 5.5  
APG 3.2  
FG% 40.0  
3FG% 30.3

33 CLAXTON  
Sr. ▶ Forward

MIN. 27.8  
PPG 2.5  
RPG 3.7  
APG 1.3  
FG% 21.4  
FT% 53.3

4 TALFORD  
Jr. ▶ Forward

MIN. 27.3  
PPG 16.6  
RPG 7.6  
APG 0.4  
FG% 78.9  
FT% 70.3

Athletic Communications/MBB Contact  
Brett Redden - Asst. AD for Communications  
(803) 367-1649 / reddennb@winthrop.edu

# 2022-23 Winthrop Basketball Roster

## NUMERICAL ROSTER

NO.	NAME	YR.	POS.	HT.	WT.	HOMETOWN/PREVIOUS SCHOOL
0	Sin'Cere McMahon	Jr.	G	6-1	167	Indianapolis, Ind. / Western Carolina
1	Toneari Lane	R-So.	G	6-5	210	Atlanta, Ga. / Grayson H.S.
2	Xavier McElvy	Fr.	G	6-2	180	Charlotte, N.C. / United Faith Christian Academy
3	Micheal Anumba	Gr.	G	6-4	205	Montecchio Emilia, Italy / Loreto Sixth Form College
4	Kelton Talford	Jr.	F	6-7	195	Great Falls, S.C. / Great Falls H.S.
5	Howard Fleming Jr.	Jr.	G	6-5	200	Louisville, Ky. / Illinois State
10	Cameron Whiteside	R-Jr.	G	6-5	187	Thomasville, N.C. / UVA Wise
11	Kasen Harrison	Jr.	G	6-2	190	Beaumont, Texas / Lamar Univ.
12	Cory Hightower	R-Sr.	F	6-7	222	Flint, Mich. / Western Carolina
13	Clay Howard	Fr.	G	6-3	180	Aiken, S.C. / Aiken H.S.
15	Lawrence Bartee	Fr.	F	6-11	220	Clover, S.C. / Clover H.S.
21	Isaiah Wilson	Jr.	G	6-1	170	Pittsburgh, Pa. / Richmond Univ.
23	Michael Moore	Fr.	F	6-10	220	Hermitage, Pa. / IMG Academy
25	Yoro Diallo	Fr.	F	6-8	200	Cincinnati, Ohio / Moeller H.S.

## COACHING STAFF

**Head Coach**—Mark Prosser (Marist, '02)  
**Assistant Coach**—Tony Rack (Northern Kentucky, '12)  
**Assistant Coach**—Ben Betts (Roanoke College, '90)  
**Assistant Coach**—Mitchell Hill (Tennessee Tech, '15)  
**Director of Basketball Operations**—Kaylin Johnson (Samford, '12)  
**Video Coordinator**—Matt Erps (Winthrop, '18)  
**Graduate Assistant**—Isaac Simpson (Peru State, '22)

## PRONUNCIATION GUIDE

**0-Sin'Cere McMahon** SINCERE MICK-MAN  
**1-Toneari Lane** TUH-NAR-E  
**3-Micheal Anumba** UH-NOOM-BUH  
**4-Kelton Talford** TAL-FERD  
**15-Lawrence Bartee** BAR-TEE  
**25-Yoro Diallo** YOR-OWE DEE-ALL-OH

## RADIO / TV PLAYER PHOTO CHART



Sin'Cere McMahon  
G, 6-1, Jr.  
Indianapolis, Md.



Toneari Lane  
G, 6-5, R-So.  
Atlanta, Ga.



Xavier McKelvy  
G, 6-2, Fr.  
Charlotte, N.C.



Micheal Anumba  
G, 6-5, Gr.  
Reggio Emilia, Italy




Kelton Talford  
F, 6-7, Jr.  
Great Falls, S.C.



Howard Fleming Jr.  
G, 6-5, Jr.  
Louisville, Ky.



Cameron Whiteside  
G, 6-5, Jr.  
Thomasville, N.C.



Kasen Harrison  
G, 6-2, Jr.  
Beaumont, Texas



Cory Hightower  
F, 6-7, R-Sr.  
Flint, Mich.



Clay Howard  
G, 6-3, Fr.  
Aiken, S.C.



Lawrence Bartee  
F, 6-11, Fr.  
Clover, S.C.



Isaiah Wilson  
G, 6-1, Jr.  
Pittsburgh, Pa.



Michael Moore  
F, 6-10, Fr.  
Hermitage, Pa.



Yoro Diallo  
F, 6-8, Fr.  
Cincinnati, Ohio



Chase Claxton  
F, 6-7, Sr.  
Greenville, S.C.



Mark Prosser  
HEAD COACH



# EAGLE EYE VIEW OF THE TEAM

## *WINTHROP SERIES HISTORY TOCCOA FALLS AND NON-D1 OPPONENTS*

- This is the first ever meeting between Winthrop and Toccoa Falls
- Winthrop has won 58 straight games over Non-D1 opponents and are 101-8 all-time
- Eagles have posted 100 points in 12 of the last 16 games vs. Non-D1 teams
- The most points the Eagles have scored against a Non-D1 opponent is 134 (program record) vs. Pfeiffer on Nov. 13, 2018
- The most points the Eagles have allowed against a Non-D1 opponent is 99 (Pfeiffer - 11/13/18)
- The fewest points the Eagles have allowed vs. a Non-D1 opponent is 34 vs. Limestone (1/2/08 in a 78-34 win)

## *ON THIS DATE (Nov. 29)*

- Eagles are 6-6 all-time on this date and 4-3 at home
- The last time the Eagles played on this day was 2019 as they traveled to Cameron Indoor Stadium to take on #1 Duke as they fell 83-70
- In 2017 Xavier Cooks had 24 points and 10 rebounds to lead Winthrop to a 93-74 win at Furman (led 52-32 at half)
- Josh Ferguson also had a double-double in that contest with 17 points, 13 rebounds
- In 1985, the Eagles set a program record for points in a contest that stood for over 30 years with a 132-73 win over Morris College as Fred McKinnon poured in 40 points on 20 made field goals

## *EAGLES AT HOME*

- With the victory over Middle Tennessee State on Nov. 12, the Eagles have now won 18 straight at the Winthrop Coliseum
- It's the third longest streak in program history, five behind the second-longest streak of 22 set back in 2004-05/2005-06
- The longest home winning streak is 24 from 2005-06/2007-08
- In addition to the winning streak the Eagles have won 30 of the last 31 at home
- Posted a perfect 13-0 record at home in 2021-22 that included non-conference wins over Mercer, Hartford and Furman
- Have won 10 or more home games for 10 straight seasons
- Hold an all-time record of 459-168 in home games and 412-156 all-time
- Since 1998-99 the Eagles are 281-60 at home (.823 winning percentage)
- Since 2012-13 the Eagles are 122-25 at home (.828 winning percentage)
- As an NCAA D1 member the Eagles are 379-139 in home contests
- In 2021-22 the Eagles averaged 79.6 ppg while holding opponents to 67.7 ppg in home games

## *LOOKING BACK AT 2021-22*

- Finished with a 23-9 record and played in the Big South Tournament Championship Game for a 3rd straight year
- It was the 8th time in program history the Eagles won at least 23 games in a single-season (more 20-win seasons than anyone in Big South history)
- Earned 14 league wins for a 3rd straight season and sixth time in program history
- Won the South Division title and finished with the second-best record overall
- Winthrop became one of only four programs at the NCAA D1 level to have three or fewer conference losses in the last two seasons combined (2020-21/2021-22)
- The other three teams are Gonzaga (28-1), South Dakota State (27-3) and Colgate (27-3)
- Had winning streaks of 10 straight and seven straight during the season
- Posted the first undefeated home record (13-0) since the 2006-07 team was 15-0 at home

## *TEAM NEWS*

- After posting a season-low 52 points in the loss to Southern Miss, the Eagles responded by posting a season-high in points in the 101-87 win over Eastern Michigan
- It was the first 100-point game against a non-conference D1 opponent since a 102-95 win over Hampton on Nov. 14, 2015 and just the second since 1993
- Sitting at 3-4 for the 7th time in program history and first time since 2014-15
- Hold an all-time record of 768-584 as this will mark the 1,353rd game in program history
- Eagles are shooting .737 at the free throw line, which ranks first in the Big South
- Have attempted more free throws than opponents in each of the first seven games this season
- In five of the seven games this year the Eagles have attempted at least 21 free throws (The 2021-22 team had 19 games with 20 or more free throw attempts)
- In the season opener at Penn State the Eagles allowed 18 three-pointers, the most since allowing 20 vs. Pfeiffer Nov. 13, 2018
- Winthrop hit a season-high 12 threes in the win over Eastern Michigan and now have 10 or more threes in 17 games in the Prosser Era (Hold a 13-4 record in those 17 contests)
- Winthrop returns five players that saw action in 2021-22, two players returning that sat out last season and welcome eight newcomers
- Voted to finish second in the Big South Conference Preseason Poll (1 first-place vote)
- Eagles received five votes in the preseason CollegeInsider.com Mid-Major Top 25 poll and received nine votes in the first regular season Mid-Major Top 25 but fell out in the poll released on Nov. 21
- Hold an all-time mark of 118-89 all-time in the month of November (at least a .500 record or better in nine straight seasons in November)



# EAGLE EYE VIEW OF THE TEAM

- Since joining the Big South in 1985-86, the Eagles have a non-conference record of 269-256
- Averaged 28.6 points per game from its bench in 2021-22 as Winthrop finished ranked 14th nationally (Cornell led at 36.1 ppg)
- For the past three seasons the Eagles have featured one of the top teams nationally in bench scoring
- In 2019-20 the team had 41 double-figure contributions off the bench and averaged 33.0 per game (2nd nationally)
- In 2020-21 the Eagles finished second again in bench scoring with 36.0 ppg and had 41 double-figure contributions (in nine fewer games than the previous year)
- This season the team is getting 20.6 ppg from the bench (which includes only 3 at Mercer and 12 vs. Southern Miss)
- Bench contributed a season-high 39 points in the win over Eastern Michigan
- Over the last three seasons Winthrop is 55-5 when leading at the half (113-14 since the start of the 2015-16 season/127-23 since the 2014-15 season)
- In the last 10 seasons the Eagles are 157-23 when leading at the half, 42-81 when trailing and 12-3 when tied
- In regular season Big South contests they are 106-15 when leading at the half, 28-35 when trailing and 7-3 when tied (Last 9 seasons)
- In the last 169 victories, the Eagles have won by double-figures in 106 of them (63%)
- Over the last 10 seasons Winthrop is 138-43 when attempting 20 or more free throws, 37-4 when attempting 30 or more and 7-0 when attempting 40 or more
- During that same time span, Winthrop is 73-64 when it has less than 20 free throw attempts
- In the last 10 seasons Winthrop is 62-9 when making 10 or more threes and attempting 20 or more free throws in same game

## TEAM STREAKS

- Have won 18 straight home games
- Have attempted and made more free throws than opponent in seven straight games
- Have hit at least one three-point basket in 324 consecutive games
- Six straight seasons averaging 8.6 three-pointers per game or more as a team
- Three straight years with 20-plus victories

## MARK PROSSER

- In his second season as head coach of the Eagles and 6th season overall as a head coach
- He became the 7th head coach in program history and joined all previous head coaches in winning their first game coaching the Eagles
- Led the Eagles to 23 wins in 2021-22, the most by any first-year head coach in program history
- Prosser joined Steve Vacendak, Gregg Marshall and Randy Peele as the only coaches to start their Winthrop career 2-0
- Became 1-of-3 Winthrop coaches to win their first Big South Conference regular season game and to start 2-0 (Dan Kenney/Gregg Marshall) and just Prosser and Marshall began their Big South career 5-0
- First Winthrop coach to reach at least 11 league wins in first season at the helm (finished with 14)
- Guided the team to its first ever win over a PAC 12 opponent with an 82-74 win at Washington (11/27/21)
- Came to the Eagles after three years as head coach of Western Carolina
- In his second season with the Catamounts he and his staff put together the nation's second biggest turnaround in D1 men's basketball (12-win improvement)
- Spent six seasons at Winthrop as an Associate Head Coach (Assistant coach - 1st year)
- Holds a career record of 68-89 (60-65 at the NCAA D1 level)
- Graduated from Marist and then became a student assistant three seasons before joining the staff at Wofford as an assistant coach in 2002-03
- After one season he became an assistant coach at Bucknell (2003-08)
- While at Bucknell, the Bison upset Kansas in the 2005 NCAA Tournament
- Returned to Wofford as an assistant coach in 2008 where he remained until taking the head coaching job at Brevard College in 2011-12
- After one season he left Brevard to join the Winthrop coaching staff

## COMPORIUM® Making Life Easier® Player of the Game

at Penn State - Kelton Talford  
Piedmont - Kelton Talford  
Middle Tenn. - Sin'Cere McMahon  
at Auburn - Kelton Talford  
at Mercer - Sin'Cere McMahon  
vs. Southern Miss - Kelton Talford  
vs. EMU - Cory Hightower  
Toccoa Falls  
Coastal Carolina  
South Carolina State  
at Furman  
at LSU  
at Duquesne  
at USC Upstate  
UNC Asheville  
Presbyterian College  
at Longwood  
Radford  
at Campbell  
at High Point  
Gardner-webb  
Charleston Southern  
at Presbyterian College  
Longwood  
at Radford  
at UNC Asheville  
USC Upstate  
at Gardner-Webb  
at Charleston Southern  
Campbell  
High Point

## AN EAGLES WIN WOULD...

- Be back-to-back wins for the second time this season
- Make it 10 straight season with a .500 or better record in the month of November
- Be the 69th career win for Prosser and 61st win as an NCAA D1 coach
- Give the program 769 victories all-time
- Be the 628th all-time at the NCAA D1 level

## WINTHROP

### All-Time Head Coaches (Wins)

Coach	Wins	Losses	Pct.
Gregg Marshall	194	83	.700
Pat Kelsey	186	95	.663
Nield Gordon	160	100	.615
Randy Peele	77	82	.484
Steve Vacendak	74	98	.430
Dan Kenney	51	113	.331
Mark Prosser	26	13	.667

# 2022-23 EAGLE TRENDS

## THE EAGLES RECORD

Overall: 3-4  
At home: 2-0  
On the road: 0-3  
At a neutral site: 1-1  
In the Big South: 0-0  
Big South Home: 0-0  
Big South Away: 0-0  
Overtime: 0-0  
Night Tip: 1-2  
Daytime Tip: 2-2  
Morning Tip: 0-0  
Win the Opening Tip: 2-3  
Lose the Opening Tip: 1-1  
Nationally ranked opponents: 0-1  
Opponents receiving votes: 0-0  
BIG10+: 0-1  
SEC Network: 0-1  
ESPN+: 2-1  
ESPN: 0-0  
ESPNU: 0-0  
ESPN3: 0-0  
Flosports: 1-1  
Play a team with a record over .500: 1-2  
A team with a record below .500: 2-1  
A team with a record of .500: 0-1  
Lead at halftime: 3-1  
Trail at halftime: 0-3  
Tied at halftime: 0-0  
Lead 10+ at halftime: 2-0  
Trail 10+ at halftime: 0-2  
Score first: 3-3  
1st possession is a turnover: 1-0  
1st possession is a made FG: 2-1  
1st possession is a missed FGA: 0-3  
1st possession is a made FT: 0-0  
1st possession is a missed FT: 0-0  
Make First Field Goal Attempt: 2-1  
Miss First Field Goal Attempt: 1-3

## SCHEDULED TIME OF TIP/DAY OF WEEK

(record by time zone, not just EST)

Tip at 11 a.m.: 0-0  
Tip at 12 p.m.: 0-0  
Tip at 12:30 p.m.: 1-0  
Tip at 1 p.m.: 0-0  
Tip at 2 p.m.: 0-2  
Tip at 3 p.m.: 0-0  
Tip at 4 p.m.: 1-0  
Tip at 5 p.m.: 0-0  
Tip at 6 p.m.: 0-1  
Tip at 7 p.m.: 1-1  
Tip at 8 p.m.: 0-0  
Monday: 0-1  
Tuesday: 0-2  
Wednesday: 2-0  
Thursday: 0-0  
Friday: 0-0  
Saturday: 1-1  
Sunday: 0-0

## SCORING

Scores between 10-19: 0-0  
20-29 points: 0-0  
30-39 points: 0-0  
40-49 points: 0-0  
50-59 points: 0-1  
60-69 points: 0-3  
70-79 points: 2-0  
80-89 points: 0-0  
90-99 points: 0-0  
100-plus points: 1-0  
Shoot 10-19 percent from the field: 0-0  
20-29%: 0-0  
30-34%: 0-1  
35-39%: 0-1  
40-44%: 0-2  
45-49%: 2-0  
50-59%: 0-0  
60-plus: 1-0  
Higher FG% than opponent: 3-0  
Lower FG % than opponent: 0-4  
FG% is the same: 0-0

Hit 7 or more threes: 3-2  
Hit less than 7 threes: 0-2  
Attempt less than 20 threes: 1-2  
Attempt 20 or more threes: 2-2  
Attempt 30 or more threes: 1-0  
Turn ball over less than 10 times: 0-0  
10-15 times: 0-2  
16-20 times: 3-1  
21-plus: 0-1  
Make more free throws: 3-4  
Make fewer free throws: 0-0  
Make same free throws: 0-0  
Attempt more free throws: 3-4  
Attempt fewer free throws: 0-0  
Attempt same free throws: 0-0  
Have more rebounds: 1-0  
Have fewer rebounds: 2-4  
Have same rebounds: 0-0  
Have more turnovers: 2-4  
Have fewer turnovers: 1-0  
Have same turnovers: 0-0  
Have more steals: 1-0  
Have fewer steals: 1-3  
Have same steals: 1-1

## LATE IN THE GAME(regulation only)

Lead with five minutes left: 3-0  
Trail with five minutes left: 0-4  
Tied with five minutes left: 0-0  
Lead with one minute left: 3-0  
Trail with one minute left: 0-4  
Tied with one minute left: 0-0  
Bench scores more points: 2-0  
Bench scores fewer points: 0-4  
Bench scores same points: 0-0  
1 Score Double-Figures: 0-0  
2 Score Double-Figures: 0-1  
3 Score Double-Figures: 0-2  
4 Score Double-Figures: 2-1  
5 Score Double-Figures: 1-0  
6 Score Double-Figures: 0-0  
7 Score Double-Figures: 0-0

## GAMES DECIDED BY...

1 point: 0-0  
2 points: 0-0  
5 points or less: 0-0  
6-9 points: 1-1  
Double-figures: 2-3

## First Basket (POINT) is a...

Jumper: 0-0  
Lay-up/Tip-in: 2-3  
Dunk: 0-0  
Free Throw: 0-1  
Three-Pointer: 1-0

## POINTS OFF TURNOVERS

Score more off turnovers: 1-1  
Outscored off turnovers: 1-3  
Tied in points off turnovers: 1-0

## POINTS IN PAINT

Score more points in paint: 3-0  
Outscored in paint: 0-4  
Tied in points in paint: 0-0

## 2ND CHANCE POINTS

Score more 2nd chance points: 1-1  
Outscored in 2nd chance points: 2-3  
Tied in 2nd chance points: 0-0

## SCHOOLS FROM...

Pennsylvania: 0-1  
Georgia: 1-1  
Tennessee: 1-0  
Alabama: 0-1  
Mississippi: 0-1  
Michigan: 1-0  
Indiana: 0-0  
Louisiana: 0-0  
South Carolina: 0-0  
North Carolina: 0-0

## YEAR-BY-YEAR RECORDS

(Member of NCAA DI Level Only)					
Year	Overall	Home	Away	Non-Conf.	BSC
22-23	3-4	2-0	0-3	3-4	0-0
21-22	23-9	13-0	7-7	9-7	14-2
20-21	23-2	11-1	10-0	5-1	17-1
19-20	24-10	12-4	10-6	7-7	15-3
18-19	18-12	11-3	7-8	8-5	10-6
17-18	19-12	11-3	7-8	6-5	12-6
16-17	26-7	14-3	12-3	8-4	15-3
15-16	23-9	14-1	7-7	10-4	13-5
14-15	19-13	11-3	6-10	7-7	12-6
13-14	20-13	12-3	5-10	10-7	10-6
12-13	14-17	11-4	2-12	8-7	6-10
11-12	12-20	7-5	4-11	4-10	8-10
10-11	13-17	9-4	4-10	4-8	9-9
09-10	19-14	12-2	6-11	7-8	12-6
08-09	11-19	7-6	4-12	2-10	9-9
07-08	22-12	12-3	6-7	12-8	10-4
06-07	29-5	15-0	12-3	15-5	14-0
05-06	23-8	15-1	7-6	10-5	13-3
04-05	27-6	16-0	9-4	12-5	15-1
03-04	16-12	10-4	5-7	6-5	10-6
02-03	20-10	11-3	9-4	8-6	11-3
01-02	19-12	9-4	7-5	6-7	10-4
00-01	18-13	11-1	5-7	5-9	11-3
99-00	21-9	13-1	6-7	8-5	11-3
98-99	21-8	12-1	7-6	10-6	9-1
97-98	7-20	4-9	4-10	3-11	4-8
96-97	12-15	9-4	3-10	7-6	5-9
95-96	7-19	4-8	3-10	1-11	6-8
94-95	7-20	5-7	2-12	3-8	4-12
93-94	4-23	3-9	1-13	1-8	3-15
92-93	14-16	7-5	4-10	9-5	5-11
91-92	6-22	4-11	2-10	3-11	2-12
90-91	8-20	6-7	2-12	3-10	5-9
89-90	19-10	14-4	5-7	13-4	6-6
88-89	16-13	14-5	2-8	10-5	5-7
87-88	17-13	12-3	5-10	9-6	5-7
86-87	8-20	5-5	3-14	7-12	1-7
85-86	20-9	14-2	5-6	14-6	5-3
Totals	628-493	382-139	205-306	271-258	332-224

## THE EAGLES' RECORD IN WINTHROP COLISEUM

Season	Won	Lost	Pct.
1982-83	7	8	.467
1983-84	12	5	.706
1984-85	11	4	.733
1985-86	14	2	.875
1986-87	5	5	.500
1987-88	12	3	.800
1988-89	14	5	.737
1989-90	14	4	.778
1990-91	6	7	.462
1991-92	4	11	.267
1992-93	7	5	.583
1993-94	3	9	.250
1994-95	5	7	.417
1995-96	4	8	.333
1996-97	9	4	.692
1997-98	4	9	.308
1998-99	12	1	.923
1999-00	13	1	.929
2000-01	11	1	.917
2001-02	9	4	.692
2002-03	11	3	.786
2003-04	10	4	.714
2004-05	16	0	1.000
2005-06	15	1	.938
2006-07	15	0	1.000
2007-08	12	3	.800
2008-09	7	6	.538
2009-10	12	2	.857
2010-11	9	4	.692
2011-12	7	5	.583
2012-13	11	4	.733
2013-14	12	3	.800
2014-15	11	3	.786
2015-16	14	1	.933
2016-17	14	3	.824
2017-18	11	3	.786
2018-19	11	3	.786
2019-20	12	4	.750
2020-21	11	1	.916
2021-22	13	0	1.000
2022-23	2	0	1.000
35 Years	412	156	.724

# 2022-23 EXTRAS

## WINTHROP RECORD ACCORDING TO STARTING LINEUP

Wilson, McMahon, Hightower, Claxton, Talford	3-1
Wilson, McMahon, Lane, Claxton, Talford	0-1
McMahon, Lane, Hightower, Claxton, Talford	0-1
Harrison, Wilson, McMahon, Wilson, Talford	0-1

## WINTHROP RECORD WHEN LEADING SCORER IS...

Talford	1-1
Hightower	1-0
Lane	0-1
McMahon	0-2

## WINTHROP RECORD WHEN LEADING REBOUNDER IS...

Hightower	2-0
McMahon	1-0
Lane	0-1
Talford	1-3

## WINTHROP RECORD WHEN LEADER IN ASSISTS IS..

Fleming Jr.	1-0
Hightower	3-1
McMahon	1-1
Wilson	1-1
Harrison	0-1

## WINTHROP RECORD WHEN OPPONENT...

Shoots less than 30%:	0-0
30-34%:	0-0
35-39%:	2-0
40-44%:	1-0
45-49%:	0-2
50-59%:	0-2
60-plus:	0-0
Makes 25 or more FG:	1-4
Makes fewer than 25 FG:	2-0
Makes 7 or more 3PT FG:	2-4
Makes 6 or less 3PT FG:	1-0
Makes more than 15 FTs:	1-0
Makes 15 or fewer FTs:	2-4
Commits 13 or fewer TOs:	0-4
Commits 14 or more TOs:	3-0
Scores the first point(s) of 2nd half:	2-1

## WINTHROP RECORD WHEN OPPONENT HAS...

A 20-point scorer:	1-3
A 30-point scorer:	0-0
A 40-point scorer:	0-0
More than one 20-point scorer:	0-1
No players in double-figures:	0-0
1 Player in double-figures:	0-0
2 Players in double-figures:	1-1
3 Players in double-figures:	1-0
4 Players in double-figures:	0-1
5 or more players in double-figures:	1-1
6 or more players in double-figures:	0-0

## Margin of Victory/Defeat

### Breakdown of Eagles' margin of victory...

1	2	3	4	5	6	7	8	9	10	11-15	16-20	21-25	26+
-	-	-	-	-	-	-	1	-	-	1	-	1	-

### Breakdown of Eagles' margin of defeat...

1	2	3	4	5	6	7	8	9	10	11-15	16-20	21-25	26-30+
-	-	-	-	-	-	-	1	-	-	-	-	3	-

## WINTHROP CURRENT STREAKS

### OVERALL

All Games	W1
Big South Games Overall	W8
Ranked opponent	L3

### HOME

All Games	W18
Non-Conference Home Games	W10
Big South Home Games	W8

### ROAD

All Games	L3
Big South Road Games	W3
Non-Conference Road Games	L5

### NEUTRAL

At Neutral Sites	W1
Ranked opponents	L3
Unranked opponents	W1

## EAGLES CURRENT STREAKS VS. BIG SOUTH OPPONENTS

Campbell	W7
Charleston Southern	W5
Gardner-Webb	W6
High Point	W1
Longwood	L2
Presbyterian College	W7
Radford	W3
UNC Asheville	W2
USC Upstate	W12

## RECORD AT WINTHROP COLISEUM

### Winthrop Record At Winthrop Coliseum When It Scores...

	Since 2004-05	All-Time (D1 level)
100+:	20-1	28-1
90-99:	24-0	41-1
80-89:	49-7	86-7
70-79:	59-7	116-28
60-69:	41-11	74-46
50-59:	18-14	23-37
40-49:	1-6	1-10

### When Winthrop Allows ( ) Points At Winthrop Coliseum...

100+:	1-1	1-1
90-99:	4-5	8-16
80-89:	18-9	26-30
70-79:	34-11	62-42
60-69:	56-14	106-36
50-59:	54-7	97-10
40-49:	39-2	49-4
30-39:	2-0	5-0

# LAST TIME WINTHROP...

## TEAM

### Scored 70-79 points

76 vs. Middle Tennessee, 11-12-22 (W, 76-68)

### Scored 80-89 points

89 vs. USC Upstate, 2-24-22 (W, 89-59)

### Scored 90-99 points

92 vs. Charleston Southern, 2-26-22 (W, 92-86)

### Scored 100+ points

101 vs. Eastern Michigan, 11-23-22 (W, 101-87)

### Both Team Score 100 Points Or More

vs. UNC Asheville, 2-26-14 (W, 107-100 in OT)

### Held opponent to 40-49 points

vs. Radford, 2-9-22 (W, 58-48)

### Held opponent to 30-39 points

vs. Lenoir-Rhyne, 11-20-12 (W, 59-35)

### Held opponent to 20-29 points

at College of Charleston (29), 2-26-83 (L, 29-23)

### Allowed 70-79 points

77 vs. Southern Miss, 11-22-22 (L, 77-52)

### Allowed 80-89 points

87 vs. Eastern Michigan, 11-23-22 (W, 101-87)

### Allowed 90-99 points

93 at Penn State, 11-7-22 (L, 93-68)

### Allowed 100 points or more

119 at Auburn, 11-24-17 (L, 119-85)

### Scored 50 in a half

vs. Eastern Michigan, 11-22-22 (54-2nd half)

### Allowed 50 in a half

vs. Eastern Michigan, 11-23-22 (50-2nd half)

### Allowed 60 in a half

vs. Gardner-Webb, 1-24-19 (62-2nd half)

### Scored 60 in a half

at Longwood, 1-29-22 (61-2nd half)

### Allowed 60 in a half

vs. Gardner-Webb, 1-24-19 (62-2nd half)

### Scored 70 in a half

vs. Pfeiffer, 11-13-18 (73-1st half)

### Held Opponent under 20 points in a half

vs. Converse, 12-31-21 (16-1st half)

### Scored under 20 points in a half

at Radford, 2-12-21 (18-1st half)

### Won in overtime

95 at USC Upstate, 1-26-22 (W, 95-91 in OT)

### Lost in overtime

at UNC Asheville, 2-9-17 (L, 104-101 in 2OT)

### Won At The Buzzer

at Radford, 2-13-16 (W, 86-84 / Keon Johnson GW Jumper)

### Lost At The Buzzer

at Fresno State, 11-10-19 (L, 77-74)

### Played In Double-Overtime

vs. Gardner-Webb, 1-11-20 (W, 99-95 in 3OT)

### Played In Triple-Overtime

vs. Gardner-Webb, 1-11-20 (W, 99-95 in 3OT)

### Played Overtime In Non-Conference Game

vs. Mercer, 11-13-21 (W, 88-85 in OT)

### Played Overtime In Non-Conference Home Game

vs. Furman, 11-30-16 (W, 58-57/OT)

### Played Overtime In Non-Conference Road Game

at Illinois, 11-21-16 (W, 84-80/OT)

### Played In Back-To-Back Overtime Games:

12-31-15, won 82-72 over Longwood, 1-3-16, lost 90-87 in 2OT to High Point)

### Shot 50-59 percent from field

vs. Charleston Southern, 2-26-22 (.71-Won 92-86)

### Shot 60 percent or better from field

vs. Eastern Michigan, 11-23-22 (.654-Won 101-87)

### An opponent shot 50-59 percent from field

at Mercer, 11-19-22 (.518-Lost, 77-68)

### An opponent shot 60 percent or better from field

vs. Campbell, 12-30-20 (.620-Won 84-83)

### Shot 50-59 percent from the field in a half

vs. (7) High Point, 3-4-22 (.591-2nd half)

### Shot 60-69 percent from the field in a half

vs. Eastern Michigan, 11-23-22 (.667-2nd half)

### Shot 70 percent or better from the field in a half

vs. (3) Campbell, 3-7-21 (.792-2nd half)

### Shot 50 percent or better in each half

vs. Eastern Michigan, 11-23-22 (1st .640/2nd .667)

### Pulled down 50 rebounds or more

vs. Converse, 12-31-21 (52)

### Allowed 50 or more rebounds

at #13 Auburn, 11-15-21 (53)

### Pulled down 60 rebounds or more

vs. Pfeiffer, 11-25-19 (61)

### Had 40 or more defensive rebounds

vs. Pfeiffer, 11-25-19 (45)

### Had 20 Offensive rebounds

vs. Carver College, 12-11-21 (20)

### Allowed opponent 20 Offensive rebounds

at #13 Auburn, 11-15-22 (25)

### Outrebounded Opponent by 20

vs. Converse, 12-31-21 (+22/52-30, W, 78-40)

### Outrebounded by 20

at Colorado State, 11-14-17 (-22/51-29, L 80-76)

### Won by 20-29 points

vs. Piedmont, 11-9-22 (W, 78-56/+22)

### Won by 30-39 points

vs. Converse, 12-31-21 (W, 78-40/+38)

### Won by 40-49 points

vs. Pfeiffer, 11-25-19 (W, 127-83/+44)

### Won by 50+ points

vs. Mars Hill, 11-21-17 (W, 104-49/+55)

### Lost by 20-29 points

vs. Southern Miss, 11-22-22 (L, 77-52/-25)

### Lost by 30-39 points

at Auburn, 11-24-17 (L, 119-85)

### Lost by 40-49 points

vs. Duke, 3-14-02 (L, 84-37/-47)

### Lost by 50+ points

at Syracuse, 11-22-96 (L, 106-51/-55)

### Hit 10 or more threes

vs. Eastern Michigan, 11-23-22 (12)

### Hit 15 or more threes

at Washington State, 11-22-21 (16)

### Allowed 10 or more threes

at Penn State, 11-7-22 (18)

### Allowed 15 or more threes

at Penn State, 11-7-22 (18)

### Did not hit a three-pointer in a game

vs. Presbyterian College, 2-14-12 (0-8)

### Held opponent without a three-pointer

at Liberty, 1-22-15 (0-10)

### Shot 60 percent from three (10 made min.)

vs. Charleston Southern, 1-27-16 (17-28/.607%)

### Shot 100 percent from FT Line (10 made min.)

vs. Coastal Carolina, 2-18-16 (20-20)

### Shot 50 percent or less from FT Line (15 FTA min.)

at USC Upstate, 12-12-20 (8-for-19/42%)

### Attempted 30-39 Free Throws

vs. Middle Tennessee, 11-12-22 (31)

### Attempted 40-49 free throws

vs. Gardner-Webb, 1-11-20 (40)

### Attempted 50 or more free throws

vs. Campbell, 12-30-20 (50)

### Dished out 20 or more assists

vs. Converse College, 12-31-21 (21)

### Had 15 Or More Steals

vs. Greensboro College, 12-6-16 (20-One shy of school record)

### No Steals in a game

vs. Villanova (3/19/21)

### Had 10 or More Blocks

at High Point, 2-10-18 (10)

### Commit 5 or fewer turnovers in a game

at Coastal Carolina, 3-8-15 (5)

### Commit 20 or more turnovers in a game

vs. Southern Miss, 11-22-22 (22)

### Commit 30 or more turnovers in a game

No games since 1994-95 (no team game-by-game available prior)

### Had 3 players in double-figures

at Mercer, 11-19-22 (McMahon 24, Lane 14, Talford 14)

### Had 4 players in double-figures

vs. Middle Tenn., 11-12-22 (Hightower 20, McMahon 20, Talford 14, Fleming Jr. 11)

### Had 5 or more players in double-figures

vs. E. Michigan, 11-23-22 (Hightower 23, Lane 20, McMahon 18, Talford 17, Harrison 13)

### Had 6 or more players in double-figures

vs. Mary Baldwin, 11-9-21 (Burns Jr. 30, Hightower 13, Talford 13, Corbin 12, McMahon 10, Claxton 10)

### Had 7 or more players in double-figures

vs. Pfeiffer, 11-25-19 (Burns Jr. 19, Corbin 16, Ferguson 14, Jones Jr. 13, Zunic 13, King 11, Hale 10)

### Played a ranked team

at #13 Auburn 11-15-22 (Lost, 89-65)

## WINTHROP PLAYER...

### Score 20-29 Points

11-23-22 vs. Eastern Michigan (Cory Hightower 23 / Toneari Lane 20)

### Score 30-39 Points

2-19-22 at UNC Asheville (Patrick Good, 30)

### Score 40 Or More Points

2-9-17 at UNC Asheville (Keon Johnson, 40)

### Had two players score 20 or more points same game

11-23-22 vs. Eastern Michigan (Cory Hightower 23 / Toneari Lane 20)

### Hit 10 Field Goals Or More

D.J. Burns Jr. vs. Charleston Southern, 2-26-22 (10-of-12)

### Made 10 or more free throws

Sin'Cere McMahon vs. Middle Tennessee, 11-12-22 (10-of-10)

### Made 5 or more threes

Toneari Lane vs. Eastern Michigan, 11-23-22 (6-for-8)

### Had 20 or more rebounds

Xavier Cooks at Longwood (20)

### Had 20 points, 20 rebounds same game

Xavier Cooks at Longwood (21 points, 20 rebounds)

### Dish Out 10 Or More Assists

Chandler Vaudrin/Russell Jones Jr. vs. (8) High Point, 3-1-21

### Record 5 Or More Steals

Cory Hightower (5, at Middle Tennessee State, 11-16-21)

### Have 5 Or More Blocks

Josh Ferguson vs. ETSU, 11-17-18 (5)

### Registered A Double-Double (Guard)

Adam Pickett (23 points, 12 rebounds vs. Presbyterian College, 2-13-19)

### Registered A Double-Double (Forward/Center)

Kelton Talford (16 points, 14 rebounds at #13 Auburn, 11-15-22)

### Two Player Record Double-Double

at Gardner-Webb, 2-15-18 (Xavier Cooks/Adam Pickett)

### Registered A Triple-Double

Chandler Vaudrin (10 points, 12 rebounds, 10 assists vs. (8) High Point, 3-1-21)



# EAGLE EYE VIEW OF THE TEAM

## LAST 10 WINS

101-87 vs. Eastern Michigan, 11-23-22  
 76-68 vs. Middle Tennessee  
 78-56 vs. Piedmont, 11-9-22  
 76-67 vs. (3) Gardner-Webb, 3-5-22  
 68-51 vs. (7) High Point, 3-4-22  
 92-86 vs. Charleston Southern, 2-26-22  
 89-59 vs. USC Upstate, 2-24-22  
 84-79 at UNC Asheville, 2-19-22  
 71-60 at Gardner-Webb, 2-16-22  
 65-61 vs. Presbyterian College, 2-12-22

## LAST 10 LOSSES

77-52 vs. Southern Miss, 11-22-22  
 77-68, at Mercer, 11-19-22  
 89-65, at #13 Auburn, 11-15-22  
 93-68 at Penn St., 11-7-22  
 92-88 at Longwood, 1-29-22  
 65-56 at High Point, 1-24-22  
 84-63 vs. Mississippi State, 12-21-21  
 83-81 at Elon, 12-15-21  
 74-64 at Coastal Carolina, 12-4-21  
 92-86 at Washington State, 11-22-21

### Winthrop All-Time Record By Months

November	118-89 (.570)
December	129-140 (.477)
January	243-178 (.577)
February	222-144 (.601)
March	54-32 (.627)

### Record By Days Of The Week Since 2012-13

Year	Monday	Tuesday	Wednesday	Thursday	Friday	Saturday	Sunday	Overall
12-13	0-0	3-3	4-5	0-1	0-0	6-8	1-0	14-17
13-14	0-0	2-1	7-5	1-0	1-0	8-5	1-2	20-13
14-15	3-1	1-0	5-3	2-2	1-1	6-5	1-1	19-13
15-16	2-0	3-2	3-2	3-2	2-1	9-1	1-1	23-9
16-17	1-0	3-0	5-0	6-2	1-1	9-3	1-1	26-7
17-18	1-0	1-4	3-1	3-2	1-3	7-2	3-0	19-12
18-19	1-0	1-3	2-2	5-3	0-0	8-4	1-0	18-12
19-20	3-1	1-0	1-1	9-3	1-1	8-3	1-1	24-10
20-21	2-0	3-0	2-0	7-0	3-1	3-0	3-0	23-1
21-22	1-2	2-2	4-1	4-0	2-0	10-3	0-1	23-9
22-23	0-1	0-2	2-0	0-0	0-0	1-1	0-0	2-3
<b>Totals</b>	<b>14-5</b>	<b>20-17</b>	<b>38-20</b>	<b>39-15</b>	<b>12-8</b>	<b>76-34</b>	<b>15-7</b>	<b>211-107</b>

### Double Digit Deficits In A Win (Since 2012-13)

(most recent in **Bold/Italic**)

15	11-13-21 vs. Mercer	W	88-85 OT
15	3-8-20 vs. (5) Hampton	W	76-68
15	1-25-14 vs. VMI	W	58-57
15	1-5-19 at UNCA	W	80-65
14	2-13-19 vs. PC	W	93-85
14	12-20-16 vs. Georgia Southern	W	86-84
13	1-24-15 vs. Campbell	W	71-63
12	1-16-20 at Hampton	W	116-95
12	11-28-18 at Tennessee Tech	W	82-70
12	12-29-18 vs. Prairie View	W	76-62
12	11-21-16 at Illinois	W	84-80 OT
12	3-5-14 vs. Liberty	W	77-65
12	11-9-13 vs. Roanoke College	W	93-74
<b>11</b>	<b><i>2-5-22 at Hampton</i></b>	<b><i>W</i></b>	<b><i>69-57</i></b>
11	1-26-22 at USC Upstate	W	95-91 OT
11	1-20-22 at Presbyterian	W	60-58
11	12-21-19 vs. Elon	W	85-80
11	1-24-18 at Longwood	W	95-78
11	1-19-17 vs. UNCA	W	76-73
11	2-26-14 vs. UNCA	W	107-100 OT
10	1-22-22 vs Gardner-Webb	W	64-62
10	2-18-21 at High Point	W	76-70
10	12-16-17 at Alabama State	W	88-80
10	1-12-18 at Charleston Southern	W	64-53
10	12-17-16 at Hampton	W	86-79
10	12-29-16 at Charleston Southern	W	84-68
10	1-24-16 at Longwood	W	82-68

### Double Digit Leads In A Loss (Since 2012-13)

23	1-6-16 at UNCA	L	85-84
18	1-26-19 at PC	L	99-91
17	1-10-15 at Gardner-Webb	L	65-64
16	2-11-15 at High Point	L	73-72
15	12-7-19 vs. Coastal Carolina	L	92-88
14	11-14-17 at Colorado State	L	80-76
14	1-28-17 vs. High Point	L	83-80 OT
12	12-15-21 at Elon	L	63-61
12	1-17-15 vs. Radford	L	85-77
12	2-1-14 at High Point	L	65-64
12	2-19-13 at Gardner-Webb	L	65-52
11	2-6-13 at UNCA	L	69-56
10	2-21-19 at Radford	L	87-81
10	1-26-14 at Radford	L	58-57



## 2022-23 STARTERS BY GAME

DATE	OPPONENT	G	G	G/F	F	F/C
11/7	at Penn St.	Wilson	McMahon	Lane	Claxton	Talford
11/9	Piedmont	Wilson	McMahon	Hightower	Claxton	Talford
11/12	Middle Tennessee	Wilson	McMahon	Hightower	Claxton	Talford
11/15	at Auburn	Wilson	McMahon	Hightower	Claxton	Talford
11/19	at Mercer	Harrison	Wilson	McMahon	Lane	Talford
11/22	vs. Southern Miss	McMahon	Lane	Hightower	Claxton	Talford
11/23	vs. Eastern Michigan	Wilson	McMahon	Hightower	Claxton	Talford
11/29	Toccoa Falls					
12/3	Coastal Carolina					
12/6	S.C. State					
12/10	at Furman					
12/17	at LSU					
12/21	at Duquesne					
12/29	at USC Upstate					
12/31	at UNC Asheville					
1/4	Presbyterian College					
1/7	at Longwood					
1/11	Radford					
1/14	at Campbell					
1/18	at High Point					
1/21	Gardner-Webb					
1/25	Charleston Southern					
1/28	at Presbyterian College					
2/1	Longwood					
2/4	at Radford					
2/8	at UNC Asheville					
2/11	USC Upstate					
2/15	at Gardner-Webb					
2/18	at Charleston Southern					
2/22	Campbell					
2/25	High Point					

## 2022-23 SPECIALTY STATS

DATE/OPPONENT	IN PAINT (WU/OPP)	OFF-TO (WU/OPP)	2ND CHANCE (WU/OPP)	FAST BREAK (WU/OPP)	BENCH	TIES/LEAD	LARGEST LEAD	BIGGEST DEFICIT
11/7 at Penn St.	22/30	13/28	3/10	7/15	15/24	1/2	1	27
11/9 Piedmont	32/18	20/7	10/6	9/6	23/17	0/0	22	none
11/12 Middle Tennessee	36/18	11/20	2/17	2/4	17/17	0/0	19	none
11/15 at Auburn	32/50	13/14	17/19	3/17	35/39	0/1	2	34
11/19 at Mercer	24/38	12/10	15/8	5/10	3/31	1/3	4	14
11/22 vs. Southern Miss	16/42	9/27	10/13	0/14	12/21	5/8	6	25
11/23 vs. Eastern Michigan	44/36	14/14	1/22	22/17	39/8	1/6	21	4
11/29 Toccoa Falls								
12/3 Coastal Carolina								
12/6 S.C. State								
12/10 at Furman								
12/17 at LSU								
12/21 at Duquesne								
12/29 at USC Upstate								
12/31 UNC Asheville								
1/4 Presbyterian College								
1/7 at Longwood								
1/11 Radford								
1/14 at Campbell								
1/18 at High Point								
1/21 Gardner-Webb								
1/25 Charleston Southern								
1/28 at Presbyterian College								
2/1 Longwood								
2/4 at Radford								
2/8 at UNC Asheville								
2/11 USC Upstate								
2/15 at Gardner-Webb								
2/18 at Charleston Southern								
2/22 Campbell								
2/25 High Point								
<b>Totals</b>	<b>188/250</b>	<b>92/120</b>	<b>58/95</b>	<b>50/81</b>	<b>144/157</b>	<b>8/19</b>	<b>Largest - 22</b>	<b>Biggest - 34</b>
<b>Averages</b>	<b>26.9/35.7</b>	<b>13.1/17.1</b>	<b>8.3/13.6</b>	<b>7.1/11.6</b>	<b>20.6/22.4</b>			

# MARK PROSSER

Mark Prosser enters his second season at the helm of the men's basketball program.

Prosser became the 7th head coach in Winthrop men's basketball history when he was introduced Apr. 2., 2021

In his first season with the Eagles he guided them to the Big South Conference Championship game and a 23-win season.

The 23 wins were the most by any coach in program history in their first season. It was the third time a first-year head coach won 20 or more games.

He joined Gregg Marshall as the only coaches in program history to begin conference play 5-0 in their first season.

On Nov. 27, 2021 he led the Eagles to the program's first ever win over a PAC-12 opponent with an 82-74 victory at Washington.

The Eagles posted a 13-0 home record, just the third time in program history a team finished with a perfect record at home.

Prosser has spent the previous three seasons as the head coach of the Western Carolina men's basketball program and is no stranger to Winthrop. In April of 2012, Prosser was hired as an assistant coach under Pat Kelsey and then served as Associate Head Coach from August of 2013 until his departure to Western Carolina in the spring of 2018. Before departing for Western Carolina, Prosser played a role in helping bring the Winthrop men's basketball program back to the top of the Big South Conference, which was achieved when the Eagles captured the 2017 Big South Conference Championship and returned to the NCAA Tournament.

"My family and I could not be more excited to come home to Winthrop University and the Rock Hill community," said Prosser. "We'd like to thank Dr. Halpin, Dr. Hynd, the Board of Trustees and the entire Winthrop community for entrusting us with one of the most prestigious college basketball programs in the country."

In just his second season at the helm of the Cata-mounts program, Prosser led the team to a 12-win improvement to finish the season at 19-12. It was the second-most improved mark across NCAA Division I men's basketball. That season the team reached the Southern Conference semifinals before falling to eventual champion ETSU. That season Prosser's achievement was recognized by College Insider as he was honored as the Skip Prosser 'Man of the Year' award, which is named after his father.

Winthrop has been one of the top three-point shooting teams in the Big South Conference and nationally over the last 5-6 years and Prosser's teams in three seasons averaged 9.15 threes per game, which included a program record for a single-season with 302 in 2019-20. In 2018-19 the team set the program record for threes in a single-season, which now sits as the second-most.

Prosser began his coaching career as an assistant coach with Wofford College in Mike Young's first season (2002-03). During that season the Terriers posted a 14-15 mark, which included a 79-77 victory at Virginia Tech. In the Southern Conference, Wofford posted an 8-8 record and advanced to the

quarterfinals of the conference tournament.

Following his year at Wofford, Prosser headed to Bucknell as an assistant from 2003-08 under Pat Flannery.

It was at Bucknell that Prosser experienced the most post-season success as the Bison scored two NCAA Tournament upset victories during his tenure. In 2005, the 14th-seeded Bison upset No. 3 Kansas in the first round, earning the award for "Best Upset" at the 2005 ESPY Awards, and finished the year ranked 25th overall nationally with a 23-10 record. The following season, No. 9 seed Bucknell defeated No. 8 Arkansas in March Madness.

In 2005-06, the Bison went undefeated in Patriot League play, the first team to do so in conference history. The team was ranked in the top 25 for the first time in school history and featured Patriot League Player of the Year Charles Lee. For the NCAA Tournament, the Bison were seeded 9th and defeated Arkansas in the first round. In the second round they were defeated by Memphis to end the season at 27-5, the best record in school history. While at Bucknell, Prosser signed 2008 Patriot League All-Freshman team selection Todd O'Brien and was involved in the player development of Charles Lee, who went on to sign a professional contract with the NBA's San Antonio Spurs. Lee was a three-time All-Patriot League selection and the 2006 Patriot League Player of the Year.

In the summer of 2008, Prosser returned to the sidelines at Southern Conference-member Wofford. During his first season back in Spartanburg in 2008, the Terriers set a school record with 12SoCon wins. In addition, the team posted its first winning overall record since moving to the NCAA Division I level. The following year, Prosser helped Wofford reach a school-record 26 wins along with the Southern Conference Championship and a trip to the NCAA Tournament.

All told, with Prosser on the bench in Spartanburg, the Terriers posted a 63-36 (.636) overall record, highlighted by back-to-back SoCon regular season and tournament championships, and consecutive appearances in the NCAA Tournament. He helped Wofford to a then school-record 26 victories in 2009-10 with a second 20-win season in 2010-11 with a squad that led the SoCon in assists and was also first in assist/turnover margin. Wofford also was eighth in the nation in 3-point percentage and 12th in overall field goal percentage.

Prosser was instrumental in the development of three-time first-team All-SoCon selection Noah Dahlman, a post player who scored more than 2,000 career points and was twice dubbed SoCon Tournament MVP.

A native of Wheeling, W.Va., Prosser played collegiately at Marist College in Poughkeepsie, N.Y., before a knee injury ended his career prematurely. He began his coaching career as a student assistant coach at Marist until his graduation in 2002, helping the Red Foxes to a share of the Metro-Atlantic Athletic Conference (MAAC) regular season title in 2001-02.

Prosser and his wife Emily are the parents of two -- a daughter, Ava Grayce and a son, Declan.



## Career Record

Winthrop: 26-13

Career: 68-89

Big South: 14-2

## Coaching Experience

1999-2002

Marist

Student Assistant

2002-03

Wofford College

Assistant Coach

2003-08

Bucknell

Assistant Coach

2008-11

Wofford College

Assistant Coach

2011-12

Brevard College

Head Coach

2012-2013

Winthrop

Assistant Coach

2013-18

Winthrop

Associate Head Coach

2018-21

Western Carolina

Head Coach

2021-present

Winthrop

Head Coach

## Playing Experience

1998-99

Marist

# MARK PROSSER ERA



## Prosser Facts

- Hired as the 7th head coach in Winthrop men's basketball history on Apr. 2, 2021
- Earned his first win at Winthrop on Nov. 9, 2021 with a 110-78 victory over Mary Baldwin as all seven head coaches in program history won in their debut
- Became the 3rd Winthrop coach in program history to win 20 games in first season
- First Winthrop coach to 14 league wins in first season and one of only two to do so in league history (Terry Truax of Towson - 14 in 1992-93)
- Became the 4th coach in program history to begin Winthrop career 2-0
- Prosser and Marshall are also the only coaches to start Big South career 5-0
- Joined Dan Kenney and Gregg Marshall as the only Winthrop coach to get a win in their first Big South Conference regular season contest
- Led Eagles to first ever win over PAC 12 opponent with an 82-74 win at Washington on Nov. 27, 2021
- The win at Washington was the first over a Power 5 team in his career (8th meeting ever vs. Power 5 and is now 1-7)
- Has been on staff for nine conference championship title games and five NCAA Tournament appearances
- Between being the head coach and an assistant coach he's represented Winthrop in 202 games on the bench

### WINTHROP 1ST YEAR HEAD COACHING RECORDS

Mark Prosser	23-9
Nield Gordon	22-9
Gregg Marshall	21-8 (29 game season)
Randy Peele	20-11
Pat Kelsey	14-17
Dan Kenney	14-16
Steve Vacendak	8-20 (28 game season)

## PROSSER TRENDS

	<u>WU</u>	<u>Career</u>
Lead at the half:	19-4	51-17
Trail at the half:	5-9	12-70
Tied at the half:	2-0	4-2
Double-Figure leads at the half:	7-0	19-1
Double-Figure deficit at the half:	1-6	4-40
Score 100+:	2-0	7-0
Score 90+:	3-0	18-1
Score 80+ :	13-2	37-12
Score 70+:	17-2	54-28
Score 60+:	25-10	60-48
Score less than 60:	1-3	1-25
Allow 80+:	6-5	15-37
Allow 70+:	12-9	39-71
Allow 60+:	17-12	52-76
Allow less than 60 points:	8-0	15-2
Shoot 50% or better:	16-1	40-11
Shoot 40% or better:	26-9	64-54
Shoot 70% or better at FT Line:	13-10	34-41
Shoot 80% or better at FT Line:	6-4	19-14
Higher field goal percentage:	25-3	60-17
Lower field goal percentage:	1-9	8-70
Same field goal percentage:	0-0	0-1
Outrebound opponent:	17-1	50-29
Outrebound opponent 10+:	8-0	20-6
Outrebounded by opponent:	8-12	14-54
Rebounds are even:	1-0	4-6
More free throw attempts:	21-6	45-32
Fewer free throw attempts:	4-7	19-51
Free throw attempts are even:	1-0	3-3
Make 7+ 3's:	19-7	55-57
Make 10+ 3's:	13-4	39-19
Day games:	9-5	35-37
Night games:	17-8	32-52
Morning games:	0-0	1-0
Games on Monday:	1-3	4-7
Games on Tuesday:	2-4	4-9
Games on Wednesday:	6-1	13-26
Games on Thursday:	4-0	7-6
Games on Friday:	2-0	3-7
Games on Saturday:	11-4	35-32
Games on Sunday:	0-1	2-2

### Games Decided By:

1 point:	4-1
2 points:	6-3
5 points or less:	17-17
6-9 points:	16-17
Double-figures:	29-49

# PROSSER ALL-TIME RECORD vs. OPPONENTS

Team	Games	Overall	Home	Road	Neutral	BSC Tourney	PF	PA
Anderson (S.C.)	2	1-1	0-1	1-0	0-0	0-0	145	140
Auburn	1	0-1	0-0	0-1	0-0	0-0	65	89
Barton	1	0-1	0-0	0-0	0-1	0-0	55	89
Belmont Abbey	1	0-1	0-1	0-0	0-0	0-0	80	90
Bryan	1	1-0	1-0	0-0	0-0	0-0	70	64
Bowling Green	1	0-1	0-0	0-1	0-0	0-0	52	73
Campbell	1	1-0	1-0	0-0	0-0	0-0	74	72
Carson-Newman	2	0-2	0-1	0-1	0-0	0-0	108	153
Carver College	1	1-0	0-0	0-0	1-0	0-0	83	52
Catawba College	2	0-2	0-1	0-1	0-0	0-0	106	135
Charleston Sou.	2	2-0	1-0	1-0	0-0	0-0	162	151
Chattanooga	6	3-3	1-2	2-1	0-0	0-0	466	470
Citadel	7	5-2	3-0	2-1	0-1	0-0	604	579
Coastal Carolina	1	0-1	0-0	0-1	0-0	0-0	64	74
College of Charleston	2	1-1	0-1	1-0	0-0	0-0	150	147
Converse	1	1-0	1-0	0-0	0-0	0-0	78	40
Eastern Michigan	1	1-0	0-0	0-0	1-0	0-0	101	87
Elon	1	0-1	0-0	0-1	0-0	0-0	61	63
ETSU	7	0-7	0-3	0-3	0-1	0-0	477	567
Florida State	1	0-1	0-0	0-1	0-0	0-0	74	79
Furman	7	1-6	1-3	0-3	0-0	0-0	509	562
Gardner-Webb	4	4-0	2-0	1-0	1-0	1-0	292	258
Georgia	1	0-1	0-0	0-1	0-0	0-0	72	91
Hampton	1	0-0	1-0	0-0	0-0	0-0	69	57
Hartford	1	1-0	1-0	0-0	0-0	0-0	82	75
High Point	3	1-2	0-0	0-2	1-0	1-0	183	202
Hiwassee	1	1-0	1-0	0-0	0-0	0-0	94	55
Iowa	1	0-1	0-0	0-1	0-0	0-0	60	78
Jacksonville	2	2-0	1-0	1-0	0-0	0-0	173	159
Jacksonville State	1	0-1	0-0	0-0	0-1	0-0	53	84
Lees-McRae	1	1-0	1-0	0-0	0-0	0-0	71	55
Lenoir-Rhyne	2	1-1	1-0	0-1	0-0	0-0	133	130
Lincoln Memorial	2	0-2	0-1	0-1	0-0	0-0	101	153
Longwood	2	0-2	0-0	0-1	0-1	0-1	146	171
Mars Hill	2	2-0	1-0	1-0	0-0	0-0	169	156
Mary Baldwin	1	1-0	1-0	0-0	0-0	0-0	110	78
Mercer	9	4-5	3-1	0-4	1-0	0-0	690	671
Middle Tennessee	2	1-1	1-0	0-1	0-0	0-0	141	144
Mississippi State	1	0-0	0-0	0-0	0-1	0-0	63	84
Montevallo	1	0-1	0-1	0-0	0-1	0-0	40	83
Mount Olive	1	0-1	0-0	0-1	0-0	0-0	78	100
Newberry	3	1-2	1-1	0-1	0-0	0-0	239	261
North Carolina A&T	3	3-0	2-0	1-0	0-0	0-0	258	216
North Carolina State	1	0-1	0-0	0-1	0-0	0-0	67	100
North Georgia	1	0-1	0-0	0-1	0-0	0-0	66	75
North Greenville	1	0-1	0-0	0-1	0-0	0-0	61	68
Penn St.	1	0-1	0-0	0-1	0-0	0-0	68	93
Piedmont	3	3-0	3-0	0-0	0-0	0-0	282	161
Presbyterian	2	2-0	1-0	1-0	0-0	0-0	125	119
Radford	1	1-0	0-0	0-0	0-0	0-0	58	48
Samford	5	3-2	2-0	1-2	0-0	0-0	422	391
SMU	1	0-1	0-0	0-1	0-0	0-0	65	98
Southern Miss	2	0-2	0-0	0-0	0-2	0-0	115	145
Stetson	1	1-0	0-0	1-0	0-0	0-0	70	64
Tennessee Tech	2	2-0	1-0	1-0	0-0	0-0	165	151
Troy	1	0-1	0-0	0-0	0-1	0-0	64	66
Tusculum	2	0-2	0-1	0-1	0-0	0-0	113	140
UNC Asheville	6	5-1	2-0	3-1	0-0	0-0	405	465
UNC Greensboro	6	1-5	0-3	1-2	0-0	0-0	393	465
UNC Wilmington	1	1-0	0-0	0-0	1-0	0-0	98	76
USC Upstate	2	2-0	1-0	1-0	0-0	0-0	184	150
Vanderbilt	1	0-1	0-0	0-1	0-0	0-0	63	77
VCU	1	0-1	0-0	0-1	0-0	0-0	68	93
VMI	7	2-5	1-2	1-2	0-1	0-0	547	575
Wake Forest	1	0-1	0-0	0-1	0-0	0-0	64	71
Washington	1	1-0	0-0	1-0	0-0	0-0	82	74
Washington State	1	0-1	0-0	0-1	0-0	0-0	86	92
Wingate	2	0-2	0-1	0-1	0-0	0-0	110	147
Wofford	6	2-4	1-2	1-2	0-0	0-0	405	474
Wright State	1	0-1	0-0	0-1	0-0	0-0	73	96
Xavier	1	0-1	0-0	0-1	0-0	0-0	61	74
Young Harris	2	0-2	0-1	0-1	0-0	0-0	140	171
<b>TOTALS</b>	<b>157</b>	<b>68-89</b>	<b>37-26</b>	<b>23-52</b>	<b>6-10</b>	<b>2-1</b>	<b>11,504</b>	<b>10,967</b>



## WINTHROP'S ALL-TIME 30/40-POINT GAMES

### 40-POINT GAMES

Melvin Branham (Jr.)	45	Jan. 10, 1994 at Charleston Southern
David McMahan	42	Jan. 15, 1996 vs. Coastal Carolina
Keon Johnson	40	Feb. 9, 2017 at UNC Asheville
Michael Jenkins	40	Nov. 10, 2006 vs. North Greenville
Fred McKinnon	40	Nov. 29, 1985 vs. Morris College

### 30-POINT GAMES

Keon Johnson	39	Feb. 4, 2017 vs. Campbell
Mike Gaither	39	Nov. 18, 1982 vs. Coker College (Clover, SC)
Keon Johnson	38	Nov. 21, 2016 at Illinois
Jimmy Gavin	38	Nov. 27, 2015 at North Carolina State (Raleigh, NC)
Greg Lewis	38	Dec. 21, 1999 vs. UNC Greensboro
Keon Johnson	37	Dec. 31, 2016 vs. Radford
Robbie Waldrop	37	Feb. 12, 1998 at Charleston Southern
Xavier Cooks	36	Feb. 15, 2018 at Gardner-Webb
Keon Johnson	36	Jan. 27, 2016 vs. Charleston Southern
Fred McKinnon	36	Feb. 2, 1985 at Livingstone College
Charles Brunson	36	Nov. 25, 1980 at Voorhees
Nych Smith	35	Jan. 26, 2019 at Presbyterian College
Fred McKinnon	35	Jan. 16, 1986 vs. Central Wesleyan College
Charles Brunson	35	Feb. 4, 1982 vs. Erskine
Charles Brunson	35	Dec. 10, 1980 at Belmont Abbey
David McMahan	34	Dec. 30, 1995 at Georgia State
Charles Brunson	34	Nov. 22, 1980 at Morris College
Charles Brunson	34	Nov. 19, 1980 vs. Allen University
Patrick Good	33	Nov. 22, 2021 at Washington State
Andre Jones	33	Dec. 27, 2011 at Georgia
Michael Jenkins	33	Mar. 6, 2008 vs. UNC Asheville (Big South Tourney Championship game)
Greg Lewis	33	Feb. 18, 2002 vs. Coastal Carolina
George Henson	33	Feb. 10, 1990 at Campbell
Shaun Wise	33	Dec. 28, 1989 at US International
Charles Brunson	33	Jan. 11, 1981 at Webber College
Josh Ferguson	32	Dec. 7, 2019 vs. Coastal Carolina
Keon Johnson	32	Feb. 13, 2016 at Radford
Keon Johnson	32	Dec. 31, 2015 vs. Campbell
Keon Johnson	32	Nov. 24, 2015 at USC Upstate
Torrell Martin	32	Feb. 24, 2007 at Coastal Carolina
Torrell Martin	32	Feb. 20, 2006 at Liberty
Melvin Branham (Jr.)	32	Jan. 27, 1994 at Towson State
Mark Hailey (Sr.)	32	Feb. 20, 1993 vs. Radford
Eddie Gay (Sr.)	32	Dec. 13, 1992 vs. The Citadel
Charles Brunson	32	Jan. 16, 1982 at USC-Aiken
Charles Brunson	32	Jan. 15, 1981 at USC-Spartanburg
Patrick Good	31	Jan. 20, 2022 at Presbyterian College
Keon Johnson	31	Mar. 3, 2017 vs. #4 Gardner-Webb
Keon Johnson	31	Mar. 2, 2017 vs. #8 Charleston Southern
Keon Johnson	31	Jan. 28, 2017 vs. High Point
Jimmy Gavin	31	Mar. 6, 2016 vs. UNC Asheville (Buies Creek, NC-Big South Tourney Championship game)
Jimmy Gavin	31	Feb. 27, 2016 at Campbell
Torrell Martin	31	Dec. 4, 2006 at #12 Wisconsin
Ted Houpt	31	Feb. 12, 1987 at Howard University
Fred McKinnon	31	Nov. 22, 1985 vs. Wingate
Charles Brunson	31	Feb. 8, 1982 vs. Presbyterian College
Donnie Creamer	31	Dec. 9, 1978 at Erskine
Patrick Good	30	Feb. 19, 2022 at UNC Asheville
D.J. Burns Jr.	30	Nov. 9, 2021 vs. Mary Baldwin
Xavier Cooks	30	Dec. 5, 2017 at Georgia
Keon Johnson	30	Dec. 19, 2015 at Georgia Southern
Keon Moore	30	Jan. 3, 2015 vs. High Point
Tyson Waterman	30	Feb. 12, 1999 vs. Charleston Southern
Ronnie Creamer	30	Jan. 15, 1979 at Francis Marion
LaShawn Coulter	30	Jan. 21, 1995 at UNC Asheville
Mark Hailey (Jr.)	30	Nov. 23, 1991 vs. Averett College
Greg Washington	30	Dec. 15, 1988 vs. East Carolina
Fred McKinnon	30	Feb. 10, 1985 vs. Armstrong State
Ronnie Creamer	30	Nov. 18, 1978 vs. Catawba

# Indv./Team Most Points Single-Game

## Top 10 Individual Scoring Performances Home/Away

### Home

42	David McMahan	(vs. Coastal Carolina, 1-15-96)
40	Michael Jenkins	(vs. North Greenville, 11-10-06)
	Fred McKinnon	(vs. Morris College, 11-29-85)
	Keon Johnson	(at UNC Asheville, 2-9-17)
39	Keon Johnson	(vs. Campbell, 2-4-17)
38	Greg Lewis	(vs. UNC Greensboro, 12-21-99)
37	Keon Johnson	(vs. Radford, 12-31-16)
36	Keon Johnson	(vs. Charleston Southern, 1-27-16)
35	Fred McKinnon	(vs. Central Wesleyan College, 1-16-86)
	Charles Brunson	(vs. Erskine College, 2-4-82)

### Away

45	Melvin Branham Jr.	(at Charleston Southern, 1-10-94)
40	Keon Johnson	(at UNC Asheville, 2-9-17)
38	Keon Johnson	(at Illinois, 11-21-16)
	Jimmy Gavin	(at N.C. State, 11-27-15)
37	Robbie Waldrop	(at Charleston Southern, 2-12-98)
36	Xavier Cooks	(at Gardner-Webb, 2-15-18)
	Fred McKinnon	(at Livingstone College, 2-2-85)
	Charles Brunson	(at Voorhees, 11-25-80)
35	Nych Smith	(at Presbyterian College, 1-26-19)
	Charles Brunson	(at Belmont Abbey, 12-10-80)
34	Charles Brunson	(at Mooris College, 11-22-80)
33	Patrick Good	(at Washington State, 11-22-21)
	Andre Jones	(at Georgia, 12-27-11)
	Michael Jenkins	(at UNC Asheville, 3-6-08)
	George Henson	(at Campbell, 2-10-90)
	Shaun Wise	(at U.S. International, 12-28-89)
	Charles Brunson	(at Webber College, 1-11-81)

## Top 5 Individual Scoring Performances vs. Big South Opponents

### All Games

45	Melvin Branham Jr.	(at Charleston Southern, 1-10-94)
42	David McMahan	(vs. Coastal Carolina, 1-15-96)
40	Keon Johnson	(at UNC Asheville, 2-9-17)
39	Keon Johnson	(vs. Campbell, 2-4-17)
37	Keon Johnson	(vs. Radford, 12-31-16)

### Home

42	David McMahan	(vs. Coastal Carolina, 1-15-96)
39	Keon Johnson	(vs. Campbell, 2-4-17)
37	Keon Johnson	(vs. Radford, 12-31-16)
36	Keon Johnson	(vs. Charleston Southern, 1-27-16)
32	Keon Johnson	(vs. Campbell, 12-31-15)

### Away

45	Melvin Branham Jr.	(at Charleston Southern, 1-10-94)
40	Keon Johnson	(at UNC Asheville, 2-9-17)
36	Xavier Cooks	(at Gardner-Webb, 2-15-18)
35	Nych Smith	(at Presbyterian College, 1-26-19)
33	George Henson	(at Campbell, 2-10-90)
32	Keon Johnson	(at Radford, 2-13-16)
	Torrell Martin	(at Coastal Carolina, 2-24-07)
	Torrell Martin	(at Liberty, 2-20-06)
	Melvin Branham Jr.	(at Towson St., 1-27-94)

## Most Point In Home/Away Game (Top 10)

### Home

134	Pfeiffer, 11-13-18	W, 134-99
132	Morris, 11-29-85	W, 132-73
130	Johnson & Wales, 12-12-96	W, 130-33
127	Pfeiffer, 11-25-19	W, 127-83
116	Warren Wilson, 11-24-18	W, 116-76
116	Rio Grande (OH), 12-28-15	W, 116-84
110	Mary Baldwin	W, 110-78
109	Hiwassee, 12-16-18	W, 109-66
109	Catawba, 11-18-78	W, 109-92
108	VMI, 1-6-07	W, 108-76
108	U.S. International, 1-12-91	W, 108-81

### Away

116	at Hampton, 1-16-20	W, 116-95
109	at VMI, 1-31-07	Won, 109-76
107	at USC Upstate, 12-13-20	Won, 107-77
102	at Pembroke St., 1-10-86	Won, 102-99
101	at UNC Asheville, 2-9-17	Lost, 104-101
101	at Charleston Sou., 1-10-94	Won, 101-96
101	at Central Connecticut, 12-4-92	Won, 101-93
101	at Benedict College, 2-20-86	Won, 101-76
97	at USC Aiken, 1-14-82	Won, 97-90
97	at Wofford, 1-31-80	Won, 97-78

## Most Points Home/Away vs. Big South Opponents (Top 10)

### Home

108	vs. VMI, 1-6-07	Won, 108-76
107	vs. UNCA, 2-26-14	Won, 107-100 (OT)
106	vs. VMI, 2-4-09	Lost, 110-106 (OT)
104	vs. UNCA	Won, 104-71
101	vs. Hampton, 2-9-19	Won, 101-91
100	vs. Coastal Carolina, 2-18-02	Won, 100-74
99	vs. Gardner-Webb, 1-11-20	Won, 99-95 (3OT)
98	vs. Armstrong St., 2-17-86	Won, 98-81
98	vs. VMI, 2-8-06	Won, 98-65
97	vs. Gardner-Webb	Won, 97-88
97	vs. Towson St., 2-23-95	Won, 97-93
96	vs. VMI, 1-7-10	Won, 96-63

### Away

116	at Hampton, 1-16-20	W, 116-95
107	at USC Upstate, 12-13-20	W, 107-77
101	at UNC Asheville, 2-9-17	Lost, 104-101
101	at Charleston Sou., 1-10-94	Won, 101-96
95	at USC Upstate, 1-26-22	Won, 95-91 OT
95	at Longwood, 1-24-18	Won, 95-78
94	at Coastal Carolina, 1-7-94	Lost, 103-94
93	at Presbyterian Col., 2-25-17	Won, 93-56
93	at UMBC, 1-25-93	Lost, 99-93
91	at Presbyterian College, 1-26-19	Lost, 99-91
90	at Gardner-Webb, 2-15-18	Won, 90-71
90	at Towson St., 2-23-95	Lost, 92-90
90	at UNC Asheville, 2-5-90	Won, 90-89
90	at Radford, 1-14-05	Won, 90-75

# WINTHROP TEAM/INDIVIDUAL RECORDS

## MISC. RECORDS

Most Games Played	39 (1980-81/31-8)
Most Wins	31 (1980-81)
Most Wins (D1 member)	29 (2006-07)
Fewest Wins	4 (1993-94)
Most Losses	23 (1993-94)
Fewest Losses	5 (2006-07)
Best Winning Percentage	.818 (29-5/2006-07)
Worst Winning Percentage	.148 (4-23/1993-94)
Most Home Wins	16 (2004-05)
Most Home Wins In Winthrop Coliseum	16 (2004-05)
Most Home Losses	11 (1991-92)
Most Home Losses In Winthrop Coliseum	11 (1991-92)
Most Road Wins	12 (1978-89/2006-07/2016-17)
Most Road Losses	13 (1993-94)
Longest Winning Streak	21 (2019-20 to 2020-21)
Longest Winning Streak (single-season)	19 (2006-07)
Longest Losing Streak	13 (1986-87)
Most Big South Wins	15 ('04-05/'16-17/'19-20)
Most Big South Losses	15 (1993-94)
Longest Winning Streak (Big South)	16 (2006-07/single-season)
Longest Winning Streak (Big South)	22 (2004-05 to 2005-06)
Longest Losing Streak (Big South)	10 (1993-94/single-season)
Longest Losing Streak (Big South)	14 (1993-94 to 1994-95)

## SINGLE-GAME RECORDS (Team)

Most Points Scored	134, vs. Pfeiffer (11-13-18)
Largest Margin of Victory	97 vs. Johnson & Wales (12-7-96)
Largest Margin of Victory (D1 opponent)	44 vs. VMI (84-41/1-23-08)
Largest Margin of Defeat	57 vs. Seton Hall (106-49/12-29-90)
Largest Margin of Defeat (D1 member)	57 vs. Seton Hall (106-49/12-29-90)
Fewest Points Allowed	22 vs. Lander (11-16-81)
Most Points First Half	73 vs. Pfeiffer (11-13-18)
Most Point Second Half	71 vs. Morris (11-29-85)
Fewest Points Scored	23 vs. Col. of Charleston (2-26-93)
Fewest Points First Half	6 vs. Col. of Charleston (2-26-93)
Fewest Points Second Half	11 vs. Washington St. (3-20-08)
Fewest Points Against In A Half	8 vs. Col. of Charleston (2-26-93)
Most Field Goals Made	57 vs. Morris (11-29-85)
Most Field Goals Attempted	101 vs. Piedmont (11-24-78)
Best Field Goal Accuracy	.706 vs. USC-Aiken (36-51/1-17-82)
Most 3pt Field Goals Made	24 vs. Hiwassee (12-16-18)
Most 3pt Field Goals Attempted	55 vs. Hiwassee (12-16-18)
Best 3pt Field Goal Accuracy	.714 vs. Barton (10-14/12-2-04)
D1 Opponent	.643 vs. High Point (9-14/12-5-09)
Most Free Throws Made	39 vs. St. Francis (11-27-89)
Most Free Throws Attempted	50 vs. Campbell (12-30-20)
Best Free Throw Accuracy	1.000 vs. Liberty (21-21/3-5-14)
	1.000 vs. Lander (13-13/2-20-85)
Most Rebounds	70 vs. Presbyterian College (2-11-80)
Most Assists	37 vs. Newberry (2-17-90)
Most Steals	21 vs. Wofford College (1-31-80)
	vs. Morris (11-29-85)
Most Blocked Shots	16 vs. Voorhees (2-16-81)
Most Personal Fouls	37 vs. Georgia State (12-30-95)

## SEASON RECORDS

Most Points	2,866 (1980-81)
Best Scoring Average	83.6 (1992-93/30 games)
Most Field Goals Made	1,161 (1978-79)
Most Field Attempts	2,415 (1978-79)
Best Field Goal Accuracy	.530 (1985-86)
Most 3pt Field Goals	372 (2018-19/30 games))
Best 3pt Field Goals Per Game Avg.	12.40 (2018-19/30 games)
Most 3pt Field Goals Attempted	997 (2018-19)
Best 3pt Field Goal Accuracy	.431 (1987-88)
Most Free Throws Made	646 (1980-81)
Most Free Throws Attempted	931 (1980-81)
Best Free Throw Accuracy	.749 (2015-16)
Most Rebounds	1,613 (1978-79)
Most Assists	818 (1978-79)
Most Steals	479 (1979-80)
Most Blocked Shots	174 (2016-17)
Most Personal Fouls	751 (1978-79)

## SINGLE-GAME RECORDS (Individual)

Most Points Scored	45-Melvin Branham vs. Charleston Sou. (1-10-94)
Most Field Goals Made	20-Fred McKinnon vs. Morris (11-25-85)
Most Field Goals Attempted	31-Fred McKinnon vs. Morris (11-25-85)
Best Field Goal Accuracy	1.000-Brian Pope (10-10) vs. Morris (1-6-84)
	Eddie Gay (10-10) vs. Coppin St. (11-23-91)
	Allen Washington (10-10) vs. Pfeiffer (2-5-86)
Most 3pt Field Goals Made	12-David McMahan vs. Coastal Carolina (1-15-96)
	Michael Jenkins vs. North Greenville (11-10-06)
Most 3pt Field Goals Attempted	21-LaShawn Coulter
Most Free Throws Made	18-Mark Hailey vs. Averett (11-26-91)
	James Shuler vs. High Point (2-23-06)
Most Free Throws Attempted	20-Mark Hailey vs. Averett (11-26-91)
Best Free Throw Accuracy	1.000-James Shuler (18-18) vs. High Point (2-23-06)
Most Rebounds	23-Allen Washington vs. Piedmont (11-30-85)
Most Assists	17-Rick Riese vs. Limestone (2-12-81)
Most Blocked Shots	7-Rick Riese vs. Limestone (2-12-81)
	Billy Houston vs. UNC Asheville (1-11-06)
Most Steals	13-Rick Riese vs. Limestone (2-12-81)

## SINGLE-SEASON RECORDS (Individual)

Most Points Scored	875-Charles Brunson (1980-81)
Best Scoring Average	22.4-Charles Brunson (1980-81)
Most Field Goals Made	354-Charles Brunson (1980-81)
Most Field Goals Attempted	584-Ronnie Creamer (1978-79)
Best Field Goal Accuracy	.657-Charles Brunson (113-172/1979-80)
Most 3pt Field Goals Made	102-Keon Johnson (2016-17)
Most 3pt Field Goal Attempts	255-Keon Johnson (2016-17)
Best 3pt Field Goal Accuracy	.460-Charles Falden (40-87/2018-19)
Most Free Throws Made	171-Keon Johnson (2016-17)
Most Free Throws Attempted	235-Charles Brunson (1980-81)
Best Free Throw Accuracy	.867-Mike Gaither (98-113/1981-82)
Most Rebounds	453-Charles Brunson (1980-81)
Most Assists	317-Rick Riese (1980-81)
Most Blocked Shots	72-Duby Okeke (2015-16)
Most Steals	208-Rick Riese (1979-80)
Most Minutes Played	1,374-Charles Brunson (1980-81)
Most Personal Fouls	139-Ronnie Creamer (1978-79)
Most Times Disqualified	14-Donnie Creamer (1978-79)
	Melvin Branham (1993-94)

## WINTHROP ALL-TIME D1 TRIPLE-DOUBLES

Chandler Vaudrin	Mar. 1, 2021 vs. (8) High Point (10 points, 12 rebounds, 10 assists)
Chandler Vaudrin	Dec. 30, 2020 vs. Campbell (10 points, 13 rebounds, 10 assists)
Chandler Vaudrin	Dec. 13, 2020 at USC Upstate (13 points, 11 rebounds, 14 assists)
Chandler Vaudrin	Jan. 2, 2020 vs. Longwood (10 points, 12 rebounds, 11 assists)
Xavier Cooks	Dec. 2, 2017 vs. Reinhardt (11 points, 15 rebounds, 11 assists)

## 20-WIN SEASONS

SEASON (NCAA D1)	SEASON ENDED WITH...	FINAL RECORD
29--2006-07	(NCAA Tourney - W, 74-64, (6) Notre Dame)	29-5
	(NCAA 2nd Rnd - L, 75-61, (3) Oregon)	
27--2004-05	(NCAA Tourney - L, 74-64, (3) Gonzaga)	27-6
26--2016-17	(NCAA Tourney - L, 76-64, (3) Butler)	26-7
24--2019-20	(Big South Champions - NCAA Tourney canceled (COVID19)	24-10
23--2020-21	(NCAA Tourney - L, 73-63, (5) Villanova)	23-2
23--2021-22	(Big South Tournament Final - L, 79-58)	23-9
23--2015-16	(Big South Tournament Final - L, 77-68)	23-9
23--2005-06	(NCAA Tourney - L, 63-61, (2) Tennessee)	23-8
22--2007-08	(NCAA Tourney - L, 71-40, (4) Washington State)	22-12
21--1999-00	(NCAA Tourney - L, 74-50, (3) Oklahoma)	21-9
21--1998-99	(NCAA Tourney - L, 80-41, (1) Auburn)	21-8
20--2013-14	(Big South Tournament Final - L, 76-61)	20-13
20--2002-03	(Big South Tournament Semi-Finals - L, 81-80 OT, UNCA)	20-10
20--1985-86	(Big South Tournament Semi-Finals - L, 87-79)	20-9

# 2022-23 COMBINED STATS

## 2022-23 Winthrop MBB Statistics WINTHROP Combined Team Statistics (as of Nov 29, 2022) All games

RECORD:	OVERALL	HOME	AWAY	NEUTRAL
ALL GAMES	3-4	2-0	0-3	1-1
CONFERENCE	0-0	0-0	0-0	0-0
NON-CONFERENCE	3-4	2-0	0-3	1-1

#	Player	gp-gs	min	avg	Total		3-Point		F-Throw		Rebounds				pf	dq	a	to	blk	stl	pts	avg
					fg-fga	fg%	3fg-fga	3fg%	ft-fa	ft%	off	def	tot	avg								
04	TALFORD, Kelton	7-7	191	27.3	45-57	.789	0-1	.000	26-37	.703	19	35	54	7.7	20	1	3	19	4	0	116	16.6
00	MCMAHON, Sin'Cere	7-7	207	29.6	25-60	.417	18-37	.486	34-38	.895	0	13	13	1.9	13	0	15	22	0	3	102	14.6
12	HIGHTOWER, Cory	6-5	175	29.2	24-60	.400	10-33	.303	22-31	.710	5	28	33	5.5	13	0	19	16	2	5	80	13.3
01	LANE, Toneari	7-3	177	25.3	29-64	.453	23-43	.535	5-7	.714	4	21	25	3.6	8	0	3	4	2	3	86	12.3
11	HARRISON, Kasen	4-1	108	27.0	12-34	.353	1-3	.333	4-7	.571	1	8	9	2.3	8	0	9	8	1	6	29	7.3
21	WILSON, Isaiah	7-6	159	22.7	9-24	.375	5-10	.500	16-24	.667	0	12	12	1.7	23	2	15	20	2	7	39	5.6
02	MCKELVY, Xavier	5-0	61	12.2	10-24	.417	2-12	.167	4-4	1.000	5	6	11	2.2	3	0	2	1	0	3	26	5.2
05	FLEMING JR., Howard	3-0	69	23.0	4-15	.267	1-8	.125	4-4	1.000	0	7	7	2.3	4	0	6	7	0	4	13	4.3
33	CLAXTON, Chase	6-6	167	27.8	3-14	.214	1-4	.250	8-15	.533	7	15	22	3.7	15	2	8	5	6	9	15	2.5
23	MOORE, Michael	5-0	54	10.8	1-2	.500	0-0	.000	0-0	.000	3	13	16	3.2	5	0	2	4	3	3	2	0.4
10	WHITESIDE, Cameron	5-0	31	6.2	0-4	.000	0-2	.000	0-0	.000	1	1	2	0.4	3	0	1	1	0	0	0	0.0
13	HOWARD, Clay	1-0	1	1.0	0-0	.000	0-0	.000	0-0	.000	0	0	0	0.0	0	0	0	0	0	0	0	0.0
Team											8	14	22				4					
Total.....		7	1400		162-358	.453	61-153	.399	123-167	.737	53	173	226	32.3	115	5	83	111	20	43	508	72.6
Opponents.....		7	1401		203-448	.453	65-181	.359	76-119	.639	94	168	262	37.4	145	-	108	86	36	58	547	78.1

TEAM STATISTICS	WINTHROP	OPP	Date	Opponent	Score	Att.
SCORING	508	547	11/07/22	at Penn St.	L 68-93	6572
Points per game	72.6	78.1	11-9-22	PIEDMONT	w 78-56	875
Scoring margin	-5.6	-	11-12-22	MIDDLE TENNESSEE	w 76-68	1642
FIELD GOALS-ATT	162-358	203-448	11/15/22	at Auburn	L 65-89	9121
Field goal pct	.453	.453	11/19/22	at Mercer	L 68-77	964
3 POINT FG-ATT	61-153	65-181	11/22/22	vs Southern Miss.	L 52-77	107
3-point FG pct	.399	.359	11/23/22	vs Eastern Mich.	w 101-87	107
3-pt FG made per game	8.7	9.3	* - Conference game			
FREE THROWS-ATT	123-167	76-119				
Free throw pct	.737	.639				
F-Throws made per game	17.6	10.9				
REBOUNDS	226	262				
Rebounds per game	32.3	37.4				
Rebounding margin	-5.1	-				
ASSISTS	83	108				
Assists per game	11.9	15.4				
TURNOVERS	111	86				
Turnovers per game	15.9	12.3				
Turnover margin	-3.6	-				
Assist/turnover ratio	0.7	1.3				
STEALS	43	58				
Steals per game	6.1	8.3				
BLOCKS	20	36				
Blocks per game	2.9	5.1				
ATTENDANCE	2517	16871				
Home games-Avg/Game	2-1258	3-5552				
Neutral site-Avg/Game	-	2-107				

Score by Periods	1st	2nd	Totals
WINTHROP	254	254	508
Opponents	252	295	547



# 2022-23 TEAM GAME-BY-GAME

## THE STAT CREW SYSTEM Winthrop Team Game-by-Game (as of Nov 23, 2022) All games

### TEAM STATISTICS

Opponent	Date	Score		Total		3-Pointers		Free throws		Rebounds				pf	a	t/o	blk	stl	pts	avg
				fg-fga	pct	3fg-fga	pct	ft-fta	pct	off	def	tot	avg							
at Penn St.	11/07/22	68-93	L	22-49	.449	11-25	.440	13-14	.929	3	22	25	25.0	12	12	17	3	7	68	68.0
PIEDMONT	11-9-22	78-56	W	27-58	.466	11-34	.324	13-24	.542	12	32	44	34.5	15	18	16	3	9	78	73.0
MIDDLE TENNESSEE	11-12-22	76-68	W	21-46	.457	7-17	.412	27-31	.871	2	32	34	34.3	22	9	18	3	9	76	74.0
at Auburn	11/15/22	65-89	L	22-61	.361	6-21	.286	15-23	.652	16	17	33	34.0	13	9	11	3	5	65	71.8
at Mercer	11/19/22	68-77	L	23-54	.426	9-15	.600	13-18	.722	8	23	31	33.4	15	12	11	0	5	68	71.0
vs Southern Miss.	11/22/22	52-77	L	13-38	.342	5-19	.263	21-27	.778	7	23	30	32.8	19	4	22	1	3	52	67.8
vs Eastern Mich.	11/23/22	101-87	W	34-52	.654	12-22	.545	21-30	.700	5	24	29	32.3	19	19	16	7	5	101	72.6
Winthrop		508		162-358	.453	61-153	.399	123-167	.737	53	173	226	32.3	115	83	111	20	43	508	72.6
Opponents		547		203-448	.453	65-181	.359	76-119	.639	94	168	262	37.4	145	108	86	36	58	547	78.1

Games played: 7  
Points/game: 72.6  
FG Pct: 45.3  
3FG Pct: 39.9  
FT Pct: 73.7

Rebounds/game: 32.3  
Assists/game: 11.9  
Turnovers/game: 15.9  
Assist/turnover ratio: 0.7  
Steals/game: 6.1  
Blocks/game: 2.9

# WINTHROP BASKETBALL

↳ TRADITION RICH PROGRAM ↵


~NCAA D1 Member since 1985~

- 13 Big South Conference Championships (most in conference history)
- 11 NCAA Tournament Appearances (most in conference history and all in the last 22 years)
- Most 20-win seasons in Big South history (14)
- Eight seasons with 23 or more wins and a Big South record 29 wins in 2006-07
- Most wins all-time by Big South member (625) and most league wins all-time (332)
- Only Big South member to earn an 11, 12, 13 and 14 seed in NCAA Tournament
- First Big South member to win an NCAA Tournament game (defeated 6th seeded Notre Dame 74-64 in 2007)
- Big South record 55 conference tournament wins
- Big South record 18 conference championship game appearances
- 23 winning seasons out of 36 NCAA D1 seasons
- Notable Non-Conference Wins (ACC-Clemson (2), Georgia Tech, Miami, Wake Forest/Big East- Providence, Marquette, Notre Dame/Big 10-Illinois/Big 12-Missouri/PAC 12-Washington/SEC-Georgia, Mississippi State, Auburn/Mid-Majors-ODU, Missouri State, Saint Mary's (Ca.)/Independent-Miami)
- Three AP All-America selections (Greg Lewis, Keon Johnson, Xavier Cooks)
- 50 All-League selections, 38 All-Tournament Team selections
- Eagles have two of the Top 5 winningest coaches in the history of the league as Gregg Marshall has 194 (2nd) and Pat Kelsey currently has 186 (4th)
- Both are also in the Top 4 for conference wins all-time as Kelsey has 110 (2nd) and Marshall is 4th with 104



# WINTHROP

B A S K E T B A L L



## EXTRA DRIBBLE

- In double-figures the last three games (19.3 ppg in that span) and has 18 career games in double-figures
- Scored a career-high 24 points in loss at Mercer, his second 20-point game of the season
- It was the 3rd 20-point game of his career
- Has hit multiple threes in 6-of-7 games this season and is 10-for-15 behind the arc over the last three games
- Tied for a game-high 20 points in the win over Middle Tennessee
- Leads the Big South in free throw percentage (.895) and is second in three-point field goal percentage (.486)
- In that game he was a perfect 10-for-10 at the charity stripe
- He is the first player to hit 10 free throws in a game since Bjorn Broman had 10 against Gardner-Webb on Jan. 24, 2019
- Through four games he has the second-most threes on the team (8)
- Averaging 3.0 assists over the last three games
- Attended Crispus Attucks H.S. and finished with 1,648 career points
- Averaged 26.1 points, 4.8 assists, 4.0 rebounds as a senior
- Named Indianapolis City Player of the Year
- Was an Indiana All-Star Team selection and Second Team All-State Player

				Field Goals		3-Point		F-Throws		Rebounds									Scoring	
SEASON	TEAM	GP-GS	MIN/AVG	FG-FGA	FG%	3FG-3FGA	3FG%	FT-FTA	FT%	OFF	DEF	TOT	AVG	PF-FO	A	TO	BLK	STL	PTS	AVG
2020-21	WCU	20-7	376/18.8	39-97	.402	22-53	.415	20-27	.741	4	31	35	1.8	29-0	29	23	0	9	120	6.0
2021-22	Win	31-8	445/14.4	46-124	.371	34-90	.378	34-43	.791	3	28	31	1.0	32-0	35	37	0	22	160	5.2
2022-23	Win	7-7	208/29.8	25-60	.417	18-37	.486	34-38	.895	0	13	13	1.9	13-0	15	22	0	3	102	14.6
TOTAL FOR Win		38-15	653/17.2	71-184	.386	52-127	.409	68-81	.840	3	41	44	1.2	45-0	50	59	0	25	262	6.9
TOTAL		58-22	1029/17.7	110-281	.391	74-180	.411	88-108	.815	7	72	79	1.4	74-0	79	82	0	34	382	6.6

Points	24	at Mercer (11/19/22)
Minutes	38	at Chattanooga (2/17/21)
FGM	8	at Mercer (11/19/22)
FGA	15	at Mercer (11/19/22)
3PTFGM	6	Piedmont (11/30/20)
3PTFGA	8	Piedmont (11/30/20)
FTM	10	Middle Tennessee (11/12/22)
FTA	10	two times
Rebounds	6	N.C. A&T (2/3/22)
Assists	4	four times
Blocks	0	
Steals	4	Presbyterian College (2/12/22)
Turnovers	7	vs. Southern Miss (11/22/22)

Points	17	at Longwood (1/29/22)
Minutes	30	at Hampton (2/5/22)
FGM	5	at Longwood (1/29/22)
FGA	10	N.C. A&T (2/3/22)
3PTFGM	5	at Longwood (1/29/22)
3PTFGA	7	at Longwood (1/29/22)
FTM	4	two times
FTA	4	two times
Rebounds	6	N.C. A&T (2/3/22)
Assists	2	three times
Blocks		
Steals	4	Presbyterian College (2/12/22)
Turnovers	3	Charleston Southern (2/26/22)

[illegible]



1

## Toneari Lane

Guard / 6-5 / 210 / R-So.  
Atlanta, Ga.  
(Grayson H.S.)

### CAREER HONORS

### EXTRA DRIBBLE

- Coming off a career-high 20 points in the win over Eastern Michigan
- The 20 point game came a day after going 0-for-8 from the floor and not scoring in the loss to Southern Miss
- Knocked down a career-high six triples against Eastern Michigan and has at least three triples in five games this season
- Played a career-high 38 minutes at Mercer and posted his 4th double-figure game of the season with 14 points
- Opened the season with a career-high 17 points off the bench and then bettered that with 18 points off the bench at #13 Auburn
- Leads the Big South in three-point field goals per game (3.3) and three-point field goal percentage (.535)
- Sat out the entire 2021-22 season with an injury
- Played 12 games in 2020-21 before ending his season with an injury
- Finished the game at a +8 in his 11 minutes vs. UNCG
- Scored over 1,000 career points at Grayson H.S.
- Earned 1st Team All-County and 1st Team All-Region honors (It was 3rd straight season being named 1st Team All-Region)
- Senior season he was named MVP of the Kevin Durant Classic
- In his senior season he helped Grayson get ranked as high as #2 in the country
- Averaged 20.1 ppg, 8.0 rebounds and 3.0 assists as a senior
- Led Grayson in scoring as a freshman and was named 2nd Team All-Region

### 2022-23 GAME-BY-GAME

DATE	OPPONENT	MIN	FG	3FG	FT	REB	AST	T/O	BLK	STL	PTS
11/7	at Penn St.	24	5-7	5-7	2-2	0	0	0	0	1	17
11/9	Piedmont	23	4-10	4-9	0-0	6	1	0	0	0	12
11/12	Middle Tennessee	12	2-5	1-3	0-0	1	0	0	0	0	5
11/15	at Auburn	25	6-13	3-7	3-4	4	0	0	0	1	18
11/19	at Mercer	38	5-11	4-5	0-0	2	0	1	0	0	14
11/22	vs. Southern Miss.	27	0-8	0-4	0-1	7	0	3	1	0	0
11/23	vs. EMU	28	7-10	6-8	0-0	5	2	0	1	1	20
11/29	Toccoa Falls										
12/3	Coastal Carolina										
12/6	S.C. State										
12/10	at Furman										
12/17	at LSU										
12/21	at Duquesne										
12/29	at USC Upstate										
12/31	UNC Asheville										
1/4	Presbyterian										
1/7	at Longwood										
1/11	Radford										
1/14	at Campbell										
1/18	at High Point										
1/21	Gardner-Webb										
1/25	Charleston Southern										
1/28	at Presbyterian										
2/1	Longwood										
2/4	at Radford										
2/8	at UNC Asheville										
2/11	USC Upstate										
2/15	at Gardner-Webb										
2/18	at Charleston Southern										
2/22	Campbell										
2/25	High Point										

### CAREER STATS

				Field Goals		3-Point		F-Throws		Rebounds				Scoring						
SEASON	TEAM	GP-GS	MIN/AVG	FG-FGA	FG%	3FG-3FGA	3FG%	FT-FTA	FT%	OFF	DEF	TOT	AVG	PF-FO	A	TO	BLK	STL	PTS	AVG
2020-21	Win	12-0	53/4.4	10-28	.357	6-15	.400	0-0	.000	3	7	10	0.8	4-0	0	1	0	3	26	2.2
2022-23	Win	7-3	176/25.2	29-64	.453	23-43	.535	5-7	.714	4	21	25	3.6	8-0	3	4	2	3	86	12.3
TOTAL		19-3	230/12.1	39-92	.424	29-58	.500	5-7	.714	7	28	35	1.8	12-0	3	5	2	6	112	5.9


### CAREER HIGHS

Points	20	vs. Eastern Michigan (11/23/22)
Minutes	38	at Mercer (11/19/22)
FGM	7	vs. Eastern Michigan (11/23/22)
FGA	11	at Mercer (11/19/22)
3PTFGM	6	vs. Eastern Michigan (11/23/22)
3PTFGA	9	Piedmont (11/9/22)
FTM	3	at Auburn (11/15/22)
FTA	4	at Auburn (11/15/22)
Rebounds	7	vs. Southern Miss (11/22/22)
Assists	2	vs. Eastern Michigan (11/23/22)
Blocks	1	two times
Steals	2	at USC Upstate (12/12/20)
Turnovers	3	vs. Southern Miss (11/22/22)

### BIG SOUTH HIGHS (regular season only)

Points	6	at Charleston Southern (1/4/21)
Minutes	9	at USC Upstate (12/12/20)
FGM	2	two times
FGA	6	at USC Upstate (12/12/20)
3PTFGM	2	at Charleston Southern (1/4/21)
3PTFGA	4	at Charleston Southern (1/4/21)
FTM	n/a	
FTA	n/a	
Rebounds	1	two times
Assists	n/a	
Blocks	n/a	
Steals	2	at USC Upstate (12/12/20)
Turnovers	n/a	





Guard / 6-5 / 220 / Sr.  
Reggio Emilia, Italy  
(Loreto H.S.)

- n/a

- Played a season-high 19 minutes against Southern Miss
- Averaged 5.5 points, 2.0 rebounds off the bench at the Cancun Challenge
- Saw 12 minutes off the bench at Mercer and pulled down a career-high five rebounds
- Made collegiate debut against Piedmont, scoring 11 points in 14 minutes
- Against Piedmont he tied for a team-high with two steals
- Named the North Carolina 1A Player of the Year as a senior
- Led high school team to a state championship

				Field Goals		3-Point		F-Throws		Rebounds									Scoring	
SEASON	TEAM	GP-GS	MIN/AVG	FG-FGA	FG%	3FG-3FGA	3FG%	FT-FTA	FT%	OFF	DEF	TOT	AVG	PF-FO	A	TO	BLK	STL	PTS	AVG
2022-23	Win	5-0	61/12.3	10-24	.417	2-12	.167	4-4	1.000	5	6	11	2.2	3-0	2	1	0	3	26	5.2
TOTAL		5-0	61/12.3	10-24	.417	2-12	.167	4-4	1.000	5	6	11	2.2	3-0	2	1	0	3	26	5.2

[illegible]

Points	11	Piedmont (11/9/22)
Minutes	19	vs. Southern Miss (11/22/22)
FGM	4	Piedmont (11/9/22)
FGA	8	Piedmont (11/9/22)
3PTFGM	1	Piedmont (11/9/22)
3PTFGA	5	Piedmont (11/9/22)
FTM	2	two times
FTA	2	two times
Rebounds	5	at Mercer (11/19/22)
Assists	1	two times
Blocks		
Steals	2	Piedmont (11/9/22)
Turnovers	1	Piedmont (11/9/22)

Points
Minutes
FGM
FGA
3PTFGM
3PTFGAs
FTM
FTA
Rebounds
Assists
Blocks
Steals
Turnovers



4

## Kelton Talford

Forward / 6-7 / 195 / So.  
Great Falls, S.C.  
(Great Falls H.S.)

### CAREER HONORS

- All-Tournament Team (Cancun Challenge Mayan Division)

### EXTRA DRIBBLE

- Has been in double-figures every game this season and now has 22 in his career (Eagles are 16-6 in those games)
- Left the game at Mercer due to injury with just under 15 minutes to play but returned to post 14 points, 5 rebounds against Southern Miss
- Recorded second double-double of the season with 16 points, 14 rebounds at #13 Auburn
- The 14 rebounds were a career-high as he now has two games this season with 11 or more rebounds
- Currently 4th in the Big South in scoring at 16.6 ppg and 3rd in rebounding at 7.6 per game
- Also leading the conference in field goal percentage (.789)
- Approaching 300 career rebounds (298) and surpassed 500 points (522)
- Put up a career-high 23 points in the win over Piedmont as he was 9-of-11 from the field (Eagles are 3-0 when he scores 20 or more in his career)
- Averaged 21 points, 11 rebounds and 2 blocks per game as a senior at Great Falls
- Is a four-time All-Region selection
- Is a three-time Region A Player of the Year selection
- Named All-State three times
- In addition to basketball, he lettered in baseball (2017/2018) and football (2017-20)
- Helped lead Great Falls to the 2020 1A State Championship
- In high school career he scored over 1,500 points and had more than 750 rebounds

### CAREER STATS

				Field Goals		3-Point		F-Throws		Rebounds										Scoring	
SEASON	TEAM	GP-GS	MIN/AVG	FG-FGA	FG%	3FG-3FGA	3FG%	FT-FTA	FT%	OFF	DEF	TOT	AVG	PF-FO	A	TO	BLK	STL	PTS	AVG	
2020-21	Win	25-0	338/13.5	59-97	.608	0-0	.000	24-45	.533	49	45	94	3.8	48-0	6	22	4	10	142	5.7	
2021-22	Win	31-5	522/16.8	101-150	.673	0-0	.000	62-101	.614	50	101	151	4.9	56-0	8	39	18	10	264	8.5	
2022-23	Win	7-7	191/27.2	45-57	.789	0-1	.000	26-37	.703	19	34	53	7.6	20-1	3	19	4	0	116	16.6	
TOTAL		63-12	1050/16.7	205-304	.674	0-1	.000	112-183	.612	118	180	298	4.7	124-1	17	80	26	20	522	8.3	

### CAREER HIGHS

Points 23 Piedmont (11/9/22)

Minutes 31 two times

FGM 9 two times

FGA 12 Radford (2/9/22)

3PTFGM n/a

3PTFGA 1 at Penn State (11/7/22)

FTM 9 (3) Gardner-Webb (3/5/22)

FTA 10 (3) Gardner-Webb (3/5/22)

Rebounds 14 at #13 Auburn (11/15/22)

Assists 3 Charleston Southern (2/26/22)

Blocks 3 two times

Steals 2 four times

Turnovers 4 two times

### 2022-23 GAME-BY-GAME

DATE	OPPONENT	MIN	FG	3FG	FT	REB	AST	T/O	BLK	STL	PTS
11/7	at Penn St.	31	8-10	0-1	2-2	7	1	4	1	0	18
11/9	Piedmont	25	9-11	0-0	5-7	11	0	0	1	0	23
11/12	Middle Tennessee	24	4-6	0-0	6-7	6	0	2	1	0	14
11/15	at Auburn	31	6-9	0-0	4-8	14	1	4	1	0	16
11/19	at Mercer	21	6-7	0-0	2-4	8	0	2	0	0	14
11/22	vs. Southern Miss.	29	5-6	0-0	4-4	5	0	4	0	0	14
11/23	vs. EMU	30	7-8	0-0	3-5	2	1	3	0	0	17
11/29	Toccoa Falls										
12/3	Coastal Carolina										
12/6	S.C. State										
12/10	at Furman										
12/17	at LSU										
12/21	at Duquesne										
12/29	at USC Upstate										
12/31	UNC Asheville										
1/4	Presbyterian										
1/7	at Longwood										
1/11	Radford										
1/14	at Campbell										
1/18	at High Point										
1/21	Gardner-Webb										
1/25	Charleston Southern										
1/28	at Presbyterian										
2/1	Longwood										
2/4	at Radford										
2/8	at UNC Asheville										
2/11	USC Upstate										
2/15	at Gardner-Webb										
2/18	at Charleston Southern										
2/22	Campbell										
2/25	High Point										

### BIG SOUTH HIGHS (regular season only)

Points 22 Radford (2/9/22)

Minutes 27 two times

FGM 9 Radford (2/9/22)

FGA 12 Radford (2/9/22)

3PTFGM n/a

3PTFGA n/a

FTM 6 USC Upstate (2/24/22)

FTA 7 USC Upstate (2/24/22)

Rebounds 10 two times

Assists 1 five times

Blocks 3 two times

Steals 2 four times

Turnovers 4 Radford (2/9/22)



# 5

## Howard Fleming Jr.

Guard / 6-5 / 195 / Jr.  
Louisville, Ky.  
(Illinois State)

### CAREER HONORS

- Big South All-Conference Honorable Mention (2021-22)
- Big South Conference Co-Player of the Week (Nov. 29)
- 2018-19 All-SoCON Third Team

### EXTRA DRIBBLE

- Missed both games at Cancun Challenge with an injury
- Posted a season-high 11 points off the bench in the win over Middle Tennessee
- Has two assists in each of the three games he's played
- Transfer from Illinois State where he averaged 6.0 ppg, 4.2 rpg and 2.2 apg as a sophomore
- Scored career-high 20 points against Indiana State (2/26/22) and was 8-for-10 from the field
- As a sophomore he had 11 games with multiple steals and a career-high five against St. Louis (11/23/21)
- In 2020-21 he led all freshmen in the Missouri Valley Conference in assists and second in total rebounds

### CAREER STATS

				Field Goals		3-Point		F-Throws		Rebounds									Scoring	
SEASON	TEAM	GP-GS	MIN/AVG	FG-FGA	FG%	3FG-3FGA	3FG%	FT-FTA	FT%	OFF	DEF	TOT	AVG	PF-FO	A	TO	BLK	STL	PTS	AVG
2020-21	ILS	24-13	536/22.3	34-86	.395	6-26	.231	16-23	.696	14	99	113	4.7	59-1	66	65	6	19	90	3.8
2021-22	ILS	30-23	665/22.2	62-133	.466	22-55	.400	31-48	.646	24	101	125	4.2	77-6	64	53	9	38	177	5.9
2022-23	Win	3-0	69/22.9	4-15	.267	1-8	.125	4-4	1.000	0	7	7	2.3	4-0	6	7	0	4	13	4.3
TOTAL FOR Win		3-0	69/22.9	4-15	.267	1-8	.125	4-4	1.000	0	7	7	2.3	4-0	6	7	0	4	13	4.3
TOTAL		57-36	1269/22.3	100-234	.427	29-89	.326	51-75	.680	38	207	245	4.3	140-7	136	125	15	61	280	4.9

### CAREER HIGHS

Points	35	at Western Carolina (1/26/19)
Minutes	36	at Washington State (11/22/21)
FGM	12	at Western Carolina (1/26/19)
FGA	19	at Washington State (11/22/21)
3PTFGM	11	two times
3PTFGA	19	at Washington State (11/22/21)
FTM	9	at UNC Asheville
FTA	10	at UNC Asheville
Rebounds	8	at Charleston Southern (1/15/22)
Assists	5	two times
Blocks	1	three times
Steals	4	four times
Turnovers	3	three times

### 2022-23 GAME-BY-GAME

DATE	OPPONENT	MIN	FG	3FG	FT	REB	AST	T/O	BLK	STL	PTS
11/7	at Penn St.	18	0-1	0-1	0-0	3	2	4	0	2	0
11/9	Piedmont						DNP				
11/12	Middle Tennessee	28	4-10	1-5	2-2	2	2	2	0	1	11
11/15	at Auburn	23	0-4	0-2	2-2	2	2	1	0	1	2
11/19	at Mercer						DNP				
11/22	vs. Southern Miss.						DNP				
11/23	vs. EMU						DNP				
11/29	Toccoa Falls										
12/3	Coastal Carolina										
12/6	S.C. State										
12/10	at Furman										
12/17	at LSU										
12/21	at Duquesne										
12/29	at USC Upstate										
12/31	UNC Asheville										
1/4	Presbyterian										
1/7	at Longwood										
1/11	Radford										
1/14	at Campbell										
1/18	at High Point										
1/21	Gardner-Webb										
1/25	Charleston Southern										
1/28	at Presbyterian										
2/1	Longwood										
2/4	at Radford										
2/8	at UNC Asheville										
2/11	USC Upstate										
2/15	at Gardner-Webb										
2/18	at Charleston Southern										
2/22	Campbell										
2/25	High Point										


### BIG SOUTH HIGHS (regular season only)

Points
Minutes
FGM
FGA
3PTFGM
3PTFGAs
FTM
FTA
Rebounds
Assists
Blocks
Steals
Turnovers



## CAREER HONORS





Guard / 6-2 / 190 / Jr.  
Beaumont, Texas  
(Lamar)

## CAREER HONORS

## EXTRA DRIBBLE

- ## CAREER STATS

CAREER HIGHS		
Points	24	Nicholls (2/10/21)
Minutes	46	Stephen F. Austin (2/27/21)
FGM	8	three times
FGA	16	Stephen F. Austin (2/27/21)
3PTFGM	3	Abilene Christian (2/6/21)
3PTFGA	7	Tarleton St. (2/6/22)
FTM	10	Nicholls (2/10/21)
FTA	10	Nicholls (2/10/21)
Rebounds	9	Wiley (11/9/21)
Assists	8	two times
Blocks	1	two times
Steals	4	two times
Turnovers	6	Texas A&M-CC (3/1/21)

[illegible]

Points	24	Nicholls (2/10/21)
Minutes	46	Stephen F. Austin (2/27/21)
FGM	8	three times
FGA	16	Stephen F. Austin (2/27/21)
3PTFGM	3	Abilene Christian (2/6/21)
3PTFGA	7	Tarleton St. (2/6/22)
FTM	10	Nicholls (2/10/21)
FTA	10	Nicholls (2/10/21)
Rebounds	9	Wiley (11/9/21)
Assists	8	two times
Blocks	1	two times
Steals	4	two times
Turnovers	6	Texas A&M-CC (3/1/21)

Points
Minutes
FGM
FGA
3PTFGM
3PTFGAs
FTM
FTA
Rebounds
Assists
Blocks
Steals
Turnovers



Forward / 6-7 / 222 / R-Sr.  
Flint, Mich.  
(Western Carolina)

## CAREER HONORS

- 2022-23 Preseason All-Big South First Team
- 2019-20 Big South Conference Honorable Mention
- 2018-19 Big South All-Freshman Team
- Time Big South Conference Freshman of the Week

## EXTRA DRIBBLE

- Missed the game at Mercer, but returned to average 15.0 points, 6.0 rebounds and 2.5 assists in the two games at the Cancun Challenge
- Opened the season with back-to-back 15 point games and then posted a season-high 20 points to help lead the Eagles over MTSU
- Had zero points in the loss at #13 Auburn, just the second time in his career he's gone scoreless
- Has hit 20 point mark in 5 of the last 10 games he's played and now has 10 career games with 20 or more
- Just missed a double-double with 15 points, nine rebounds against Piedmont
- Leads the team in assists per game (3.2) and second in rebounding (5.5)
- Played in his 100th collegiate game on Jan. 15 at Charleston Southern
- In 101 career games in the Big South he has 1,162 points, 601 rebounds
- Became the 178th player in league history to score 1,000 career points
- Has nine career double-doubles and has scored in double-figures in 78 games
- Transferred to Winthrop after a shortened season at Western Carolina
- Began career at Presbyterian College where he spent two seasons
- Recorded the first triple-double in PC D1 history with 16 points, 10 rebounds and 10 assists vs. Quinnipiac
- In that game he posted a career-high 10 assists
- Played in 19 games with 18 starts last season at Western Carolina
- Scored a career-high 26 points against Wofford (2/20/21)

## CAREER STATS

				Field Goals		3-Point		F-Throws		Rebounds									Scoring	
SEASON	TEAM	GP-GS	MIN/AVG	FG-FGA	FG%	3FG-3FGA	3FG%	FT-FTA	FT%	OFF	DEF	TOT	AVG	PF-FO	A	TO	BLK	STL	PTS	AVG
2018-19	Presb	36-35	881/24.5	126-265	.475	13-36	.361	75-100	.750	54	172	226	6.3	93-2	70	59	22	28	340	9.4
2019-20	Presb	31-31	1016/32.8	147-332	.443	28-101	.277	90-133	.677	34	154	188	6.1	79-3	79	83	11	32	412	13.3
2020-21	WCU	19-18	567/29.9	94-213	.441	16-62	.258	59-68	.868	17	100	117	6.2	48-3	41	59	5	21	263	13.8
2021-22	Win	28-26	765/27.3	107-239	.448	52-130	.400	64-86	.744	23	131	154	5.5	59-0	49	80	13	28	330	11.8
2022-23	Win	6-5	177/29.5	24-60	.400	10-33	.303	22-31	.710	5	28	33	5.5	13-0	19	16	2	5	80	13.3
TOTAL FOR Win		34-31	941/27.7	131-299	.438	62-163	.380	86-117	.735	28	159	187	5.5	72-0	68	96	15	33	410	12.1
TOTAL		120-115	3406/28.4	498-1109	.449	119-362	.329	310-418	.742	133	585	718	6.0	292-8	258	297	53	114	1425	11.9

## CAREER HIGHS

Points	26	Wofford (2/20/21)
Minutes	40	at Quinnipiac (11/23/19)
FGM	9	three times
FGA	20	at Chattanooga (2/17/21)
3PTFGM	6	USC Upstate (2/24/22)
3PTFGA	9	at Vanderbilt (11/20/21)
FTM	10	Winthrop (2/15/20)
FTA	13	Winthrop (2/15/20)
Rebounds	13	Hartford (12/1/21)
Assists	10	at Quinnipiac (11/23/19)
Blocks	4	Boyce (11/15/18)
Steals	5	at Middle Tennessee (11/16/21)
Turnovers	7	at Clemson (11/7/19)

## BIG SOUTH HIGHS (regular season only)

Points	22	USC Upstate (2/24/22)
Minutes	39	two times
FGM	8	three times
FGA	16	at Radford (2/13/20)
3PTFGM	6	USC Upstate (2/24/22)
3PTFGA	8	at High Point (1/24/22)
FTM	10	Winthrop (2/15/20)
FTA	13	Winthrop (2/15/20)
Rebounds	12	at UNC Asheville (2/22/20)
Assists	6	three times
Blocks	3	two times
Steals	3	two times
Turnovers	6	at Charleston Southern (1/15/22)

## 2022-23 GAME-BY-GAME

[illegible]



# 13

## Clay Howard

Guard / 6-3 / 180 / Fr.  
Aiken, S.C.  
(Aiken H.S.)

### CAREER HONORS

### EXTRA DRIBBLE

- Saw first action in final minute of win over Eastern Michigan
- Was a team captain in high school and graduated Magna Cum Laude

### 2022-23 GAME-BY-GAME

DATE	OPPONENT	MIN	FG	3FG	FT	REB	AST	T/O	BLK	STL	PTS
11/7	at Penn St.							DNP			
11/9	Piedmont							DNP			
11/12	Middle Tennessee							DNP			
11/15	at Auburn							DNP			
11/19	at Mercer							DNP			
11/22	vs. Southern Miss.							DNP			
11/23	vs. EMU	1	0-0	0-0	0-0	0	0	0	0	0	0
11/29	Toccoa Falls										
12/3	Coastal Carolina										
12/6	S.C. State										
12/10	at Furman										
12/17	at LSU										
12/21	at Duquesne										
12/29	at USC Upstate										
12/31	UNC Asheville										
1/4	Presbyterian										
1/7	at Longwood										
1/11	Radford										
1/14	at Campbell										
1/18	at High Point										
1/21	Gardner-Webb										
1/25	Charleston Southern										
1/28	at Presbyterian										
2/1	Longwood										
2/4	at Radford										
2/8	at UNC Asheville										
2/11	USC Upstate										
2/15	at Gardner-Webb										
2/18	at Charleston Southern										
2/22	Campbell										
2/25	High Point										

### CAREER STATS

				Field Goals		3-Point		F-Throws		Rebounds									Scoring	
SEASON	TEAM	GP-GS	MIN/AVG	FG-FGA	FG%	3FG-3FGA	3FG%	FT-FTA	FT%	OFF	DEF	TOT	AVG	PF-FO	A	TO	BLK	STL	PTS	AVG
2022-23	Win	1-0	1/0.6	0-0	.000	0-0	.000	0-0	.000	0	0	0	0.0	0-0	0	0	0	0	0	0.0
TOTAL		1-0	1/0.6	0-0	.000	0-0	.000	0-0	.000	0	0	0	0.0	0-0	0	0	0	0	0	0.0

### CAREER HIGHS

Points

Minutes 1 vs. Eastern Michigan (11/23/22)

FGM

FGA

3PTFGM

3PTFGAs

FTM

FTA

Rebounds

Assists

Blocks

Steals

Turnovers

### BIG SOUTH HIGHS (regular season only)

Points

Minutes

FGM

FGA

3PTFGM

3PTFGAs

FTM

FTA

Rebounds

Assists

Blocks

Steals

Turnovers



# 15

## Lawrence Bartee

Forward / 6-10 / 200 / Fr.  
Clover, S.C.  
(Clover H.S.)

### CAREER HONORS

### EXTRA DRIBBLE

## 2022-23 GAME-BY-GAME

DATE	OPPONENT	MIN	FG	3FG	FT	REB	AST	T/O	BLK	STL	PTS
11/7	at Penn St.										DNP
11/9	Piedmont										DNP
11/12	Middle Tennessee										DNP
11/15	at Auburn										DNP
11/19	at Mercer										DNP
11/22	vs. Southern Miss.										DNP
11/23	vs. EMU										DNP
11/29	Toccoa Falls										
12/3	Coastal Carolina										
12/6	S.C. State										
12/10	at Furman										
12/17	at LSU										
12/21	at Duquesne										
12/29	at USC Upstate										
12/31	UNC Asheville										
1/4	Presbyterian										
1/7	at Longwood										
1/11	Radford										
1/14	at Campbell										
1/18	at High Point										
1/21	Gardner-Webb										
1/25	Charleston Southern										
1/28	at Presbyterian										
2/1	Longwood										
2/4	at Radford										
2/8	at UNC Asheville										
2/11	USC Upstate										
2/15	at Gardner-Webb										
2/18	at Charleston Southern										
2/22	Campbell										
2/25	High Point										

## CAREER STATS

### CAREER HIGHS

Points  
Minutes  
FGM  
FGA  
3PTFGM  
3PTFGAs  
FTM  
FTA  
Rebounds  
Assists  
Blocks  
Steals  
Turnovers

### BIG SOUTH HIGHS (regular season only)

Points  
Minutes  
FGM  
FGA  
3PTFGM  
3PTFGAs  
FTM  
FTA  
Rebounds  
Assists  
Blocks  
Steals  
Turnovers





Guard / 6-1 / 170 / Jr.  
Pittsburgh, Pa.  
(Richmond)

## CAREER HONORS

## EXTRA DRIBBLE

- Didn't start against Southern Miss but played 21 minutes off the bench and finished with eight points and two assists
- Started against Eastern Michigan and played 23 minutes while scoring two points and dishing out four assists (averaging 3.3 apg over the last three games)
- Made fifth straight start, playing a career-high 37 minutes at Mercer and finishing with a career-best free throws made (7) and free throws attempted (8)
- Scored a season-high eight points against Piedmont
- Dished out a career-high four assists against Piedmont
- Transferred from Richmond after playing two seasons
- As a sophomore he appeared in 33 games for the Spiders with 15 starts for a team that won the Atlantic-10 Championship and advanced in the NCAA Tournament
- In 2021-22 he set a career-high for steals in a single-season with 19
- As a freshman he appeared in 20 games with two starts
- In his first A-10 Tournament he was 5-for-11 from three
- Played last two years of high school for First Love Christian Academy, leading the team to a 2020 National Christian School Athletic Association national championship semifinals
- No. 5 recruit in Pennsylvania's Class of 2020 by 247Sports.com
- No. 35 point guard recruit in Class of 2020 by 247Sports.com
- Began high school career at North Catholic, helping them to Western Pennsylvania Interscholastic Athletic League titles in 2016 and 2017

## CAREER STATS

				Field Goals		3-Point		F-Throws		Rebounds									Scoring	
SEASON	TEAM	GP-GS	MIN/AVG	FG-FGA	FG%	3FG-3FGA	3FG%	FT-FTA	FT%	OFF	DEF	TOT	AVG	PF-FO	A	TO	BLK	STL	PTS	AVG
2020-21	UR	20-2	156/7.8	10-25	.400	5-11	.455	10-19	.526	6	13	19	1.0	24-0	8	11	0	8	35	1.8
2021-22	UR	33-15	486/14.7	25-78	.321	9-37	.243	18-29	.621	7	30	37	1.1	63-2	22	29	1	19	77	2.3
2022-23	Win	7-6	158/22.6	9-24	.375	5-10	.500	16-24	.667	0	12	12	1.7	23-2	15	20	2	7	39	5.6
TOTAL FOR Win		7-6	158/22.6	9-24	.375	5-10	.500	16-24	.667	0	12	12	1.7	23-2	15	20	2	7	39	5.6
TOTAL		60-23	800/13.3	44-127	.346	19-58	.328	44-72	.611	13	55	68	1.1	110-4	45	60	3	34	151	2.5

## CAREER HIGHS

<b>Points</b>	<b>10</b>	<b>two times</b>
<b>Minutes</b>	<b>37</b>	<b>at Mercer (11/19/22)</b>
<b>FGM</b>	<b>4</b>	<b>Georgia St. (11/16/21)</b>
<b>FGA</b>	<b>7</b>	<b>two times</b>
<b>3PTFGM</b>	<b>2</b>	<b>four times</b>
<b>3PTFGA</b>	<b>3</b>	<b>four times</b>
<b>FTM</b>	<b>7</b>	<b>at Mercer (11/19/22)</b>
<b>FTA</b>	<b>8</b>	<b>at Mercer (11/19/22)</b>
<b>Rebounds</b>	<b>6</b>	<b>at Drake (11/20/21)</b>
<b>Assists</b>	<b>4</b>	<b>Piedmont (11/9/22)</b>
<b>Blocks</b>	<b>1</b>	<b>at Duquesne (2/1/22)</b>
<b>Steals</b>	<b>3</b>	<b>four times</b>
<b>Turnovers</b>	<b>4</b>	<b>two times</b>

## 2022-23 GAME-BY-GAME

[illegible]

## BIG SOUTH HIGHS (regular season only)

Points
Minutes
FGM
FGA
3PTFGM
3PTFGAs
FTM
FTA
Rebounds
Assists
Blocks
Steals
Turnovers



23

## Michael Moore

Forward / 6-10 / 220 / Fr.  
Hermitage, Pa.  
(IMG Academy)

### CAREER HONORS

### EXTRA DRIBBLE

- Was unable to play at the Cancun Challenge
- Has come off the bench for nine or more minutes in each of the first five games and averaging 3.2 rebounds per game
- Has a steal in three of the last four games
- Puled down a career-high six rebounds against Piedmont
- Member of a state championship team as a freshman
- Played at IMG Academy

### 2022-23 GAME-BY-GAME

DATE	OPPONENT	MIN	FG	3FG	FT	REB	AST	T/O	BLK	STL	PTS
11/7	at Penn St.	9	0-0	0-0	0-0	3	1	1	1	0	0
11/9	Piedmont	16	0-0	0-0	0-0	6	0	2	0	1	0
11/12	Middle Tennessee	9	0-0	0-0	0-0	3	0	1	1	1	0
11/15	at Auburn	10	1-1	0-0	0-0	2	0	0	1	0	2
11/19	at Mercer	10	0-1	0-0	0-0	2	1	0	0	1	0
11/22	vs. Southern Miss.										DNP
11/23	vs. EMU										DNP
11/29	Toccoa Falls										
12/3	Coastal Carolina										
12/6	S.C. State										
12/10	at Furman										
12/17	at LSU										
12/21	at Duquesne										
12/29	at USC Upstate										
12/31	UNC Asheville										
1/4	Presbyterian										
1/7	at Longwood										
1/11	Radford										
1/14	at Campbell										
1/18	at High Point										
1/21	Gardner-Webb										
1/25	Charleston Southern										
1/28	at Presbyterian										
2/1	Longwood										
2/4	at Radford										
2/8	at UNC Asheville										
2/11	USC Upstate										
2/15	at Gardner-Webb										
2/18	at Charleston Southern										
2/22	Campbell										
2/25	High Point										

### CAREER STATS

				Field Goals		3-Point		F-Throws		Rebounds				Scoring						
SEASON	TEAM	GP-GS	MIN/AVG	FG-FGA	FG%	3FG-3FGA	3FG%	FT-FTA	FT%	OFF	DEF	TOT	AVG	PF-FO	A	TO	BLK	STL	PTS	AVG
2022-23	Win	5-0	53/10.7	1-2	.500	0-0	.000	0-0	.000	3	13	16	3.2	5-0	2	4	3	3	2	0.4
TOTAL		5-0	53/10.7	1-2	.500	0-0	.000	0-0	.000	3	13	16	3.2	5-0	2	4	3	3	2	0.4

### CAREER HIGHS

Points	2	at #13 Auburn (11/15/22)
Minutes	16	Piedmont (11/9/22)
FGM	1	at #13 Auburn (11/15/22)
FGA	1	two times
3PTFGM	n/a	
3PTFGA	n/a	
FTM	n/a	
FTA	n/a	
Rebounds	6	Piedmont (11/9/22)
Assists	1	two times
Blocks	1	two times
Steals	1	three times
Turnovers	2	Piedmont (11/9/22)

### BIG SOUTH HIGHS (regular season only)

Points
Minutes
FGM
FGA
3PTFGM
3PTFGAs
FTM
FTA
Rebounds
Assists
Blocks
Steals
Turnovers



# 25

## Yoro Diallo

Forward / 6-8 / 200 / Fr.  
Cincinnati, Ohio  
(Moeller H.S.)

### CAREER HONORS

### EXTRA DRIBBLE

- Was an All-Team GCL basketball selection in 2022
- Was an All-Team GCL soccer selection in 2021
- Played soccer and basketball at Moeller H.S.
- Entering high school he stepped away from basketball and played soccer for three seasons before returning to basketball for his senior season

### 2022-23 GAME-BY-GAME

DATE	OPPONENT	MIN	FG	3FG	FT	REB	AST	T/O	BLK	STL	PTS
11/7	at Penn St.										DNP
11/9	Piedmont										DNP
11/12	Middle Tennessee										DNP
11/15	at Auburn										DNP
11/19	at Mercer										DNP
11/22	vs. Southern Miss.										DNP
11/23	vs. EMU										DNP
11/29	Toccoa Falls										
12/3	Coastal Carolina										
12/6	S.C. State										
12/10	at Furman										
12/17	at LSU										
12/21	at Duquesne										
12/29	at USC Upstate										
12/31	UNC Asheville										
1/4	Presbyterian										
1/7	at Longwood										
1/11	Radford										
1/14	at Campbell										
1/18	at High Point										
1/21	Gardner-Webb										
1/25	Charleston Southern										
1/28	at Presbyterian										
2/1	Longwood										
2/4	at Radford										
2/8	at UNC Asheville										
2/11	USC Upstate										
2/15	at Gardner-Webb										
2/18	at Charleston Southern										
2/22	Campbell										
2/25	High Point										


### CAREER STATS

### CAREER HIGHS

Points  
Minutes  
FGM  
FGA  
3PTFGM  
3PTFGAs  
FTM  
FTA  
Rebounds  
Assists  
Blocks  
Steals  
Turnovers

### BIG SOUTH HIGHS (regular season only)

Points  
Minutes  
FGM  
FGA  
3PTFGM  
3PTFGAs  
FTM  
FTA  
Rebounds  
Assists  
Blocks  
Steals  
Turnovers



## BIG SOUTH HIGHS (regular season only)